


***FINANCIAL REPORTS  
FOR THE MONTH OF  
SEPTEMBER, 2018***

***BRADFORD  
EXEMPTED VILLAGE  
SCHOOL DISTRICT***



Begin Balance	MTD Receipts	FYTD Receipts	MTD Expenditures	FYTD Expenditures	Current Fund Balance	Current Encumbrances	Unencumbered Fund Balance
TOTAL FOR Fund 001 - GENERAL:							
5,940,415.63	488,530.19	2,118,993.70	667,446.33	1,821,567.01	6,237,842.32	1,168,482.10	5,069,360.22
TOTAL FOR Fund 002 - BOND RETIREMENT:							
170,889.65	7,183.36	44,742.81	0.00	750.30	214,882.16	0.00	214,882.16
TOTAL FOR Fund 003 - PERMANENT IMPROVEMENT:							
441,263.90	0.00	0.00	0.00	0.00	441,263.90	0.00	441,263.90
TOTAL FOR Fund 006 - FOOD SERVICE:							
91,719.10	14,545.52	21,316.90	21,296.00	54,637.73	58,388.27	15,092.49	43,305.78
TOTAL FOR Fund 007 - SPECIAL TRUST:							
34,506.36	0.00	0.00	0.00	750.00	33,756.36	7,500.00	26,256.36
TOTAL FOR Fund 008 - ENDOWMENT:							
54,575.24	98.12	289.30	0.00	0.00	54,864.54	1,000.00	53,864.54
TOTAL FOR Fund 018 - PUBLIC SCHOOL SUPPORT:							
33,585.67	264.00	1,586.00	395.58	2,827.52	32,344.15	4,748.55	27,595.60
TOTAL FOR Fund 019 - OTHER GRANT:							
22,207.17	0.00	1,102.85	3,945.00	3,945.00	19,365.02	92.90	19,272.12
TOTAL FOR Fund 022 - DISTRICT AGENCY:							
1,439.50	0.00	0.00	0.00	0.00	1,439.50	0.00	1,439.50
TOTAL FOR Fund 034 - CLASSROOM FACILITIES MAINT.:							
440,920.64	1,350.66	8,541.20	0.00	143.17	449,318.67	0.00	449,318.67
TOTAL FOR Fund 200 - STUDENT MANAGED ACTIVITY:							
28,981.13	4,057.50	4,965.50	225.84	1,532.84	32,413.79	7,968.90	24,444.89
TOTAL FOR Fund 300 - DISTRICT MANAGED ACTIVITY:							
23,892.11	13,248.70	60,628.94	7,587.41	18,690.46	65,850.59	39,913.28	25,917.31
TOTAL FOR Fund 499 - MISCELLANEOUS STATE GRANT FUN:							
0.00	0.00	147.50	147.50	147.50	0.00	0.00	0.00
TOTAL FOR Fund 572 - TITLE I DISADVANTAGED CHILDRE:							
148.94	15,000.00	30,336.90	13,977.85	18,422.68	12,063.16	0.00	12,063.16
TOTAL FOR Fund 599 - MISCELLANEOUS FED. GRANT FUND:							
15,524.23	7,721.34	27,237.42	9,043.93	21,184.08	21,577.57	20,229.10	1,348.47
GRAND TOTALS:							
7,300,069.27	551,999.41	2,319,889.02	724,065.44	1,944,598.29	7,675,350.00	1,265,027.32	6,410,322.68

Date: 10/02/2018  
Time: 10:59 am

BRADFORD EXEMPTED VILLAGE SD  
Financial Detail Report for 09/01/2018 - 09/30/2018 by FUND-SCC  
Called from FINSUM to check balances

Page: 1  
(FINDET)

	Begin Balance	Receipts	Expenditures	End Balance
TOTAL FOR FUND-SCC 001 0000 (GENERAL FUND):	6,270,420.64	488,053.87	498,668.31	6,259,806.20
TOTAL FOR FUND-SCC 001 9000 (GENERAL):	5,151.82	0.00	0.00	5,151.82
TOTAL FOR FUND-SCC 001 9002 (SED BUS PURCHASE SET-ASIDES DARKE CO):	31,156.92	0.00	0.00	31,156.92
TOTAL FOR FUND-SCC 001 9003 (NH BUS PURCHASE SET-ASIDES - DARKE CO)	66,502.99	0.00	0.00	66,502.99
TOTAL FOR FUND-SCC 001 9045 (GENERAL):	35,528.13	0.00	0.00	35,528.13
TOTAL FOR FUND-SCC 001 9118 (GENERAL FUND EXPENDITURE FOR LITERACY	0.00	0.00	5,723.94	5,723.94-
TOTAL FOR FUND-SCC 001 9119 (STRIVING READERS GRANT):	0.00	0.00	3,873.90	3,873.90-
TOTAL FOR FUND-SCC 001 9121 (TEXTBOOK AND INSTRUCTIONAL MATERIALS S	108,271.31	0.00	426.89	107,844.42
TOTAL FOR FUND-SCC 001 9122 (CAPITAL MAINTENANCE SET-ASIDES):	272,876.65-	0.00	157,777.75	430,654.40-
TOTAL FOR FUND-SCC 001 9125 (Cafeteria Plan Refunds):	651.98	0.00	0.00	651.98
TOTAL FOR FUND-SCC 001 9194 (GENERAL FUND - STATE BUS PURCHASE ALLO	4,229.48	0.00	0.00	4,229.48
TOTAL FOR FUND-SCC 001 9195 (GENERAL FUND - PARITY):	116,690.81	0.00	0.00	116,690.81
TOTAL FOR FUND-SCC 001 9215 (BOOSTER CLUB MONEY FOR FOOD ACTIVITIES	0.00	476.32	800.38	324.06-
TOTAL FOR FUND-SCC 001 9222 (GENERAL):	244.08	0.00	0.00	244.08
TOTAL FOR FUND-SCC 001 9318 (PETTY CASH ACCOUNTS):	100.00-	0.00	0.00	100.00-
TOTAL FOR FUND-SCC 001 9320 (GENERAL):	30.00	0.00	0.00	30.00
TOTAL FOR FUND-SCC 001 9412 (GENERAL STATE SETASIDE):	113,345.65	0.00	0.00	113,345.65
TOTAL FOR FUND-SCC 001 9718 (GENERAL):	62,488.70-	0.00	175.16	62,663.86-
TOTAL FOR FUND-SCC 002 0000 (BOND RETIREMENT 4.12 MILLS BOND REG/BL	178,969.36	6,309.26	0.00	185,278.62
TOTAL FOR FUND-SCC 002 9020 (BOND RETIREMENT .58 MILLS BOND SITE 20	28,729.42	874.12	0.00	29,603.54
TOTAL FOR FUND-SCC 003 0000 (PERMANENT IMPROVEMENT FUND):	441,263.90	0.00	0.00	441,263.90
TOTAL FOR FUND-SCC 006 0000 (LUNCHROOM/FOOD SERVICE):	65,228.75	14,545.52	21,296.00	58,478.27
TOTAL FOR FUND-SCC 006 9318 (PETTY CASH ACCOUNTS):	80.00-	0.00	0.00	80.00-
TOTAL FOR FUND-SCC 007 9000 (UNCLAIMED FUNDS):	489.73	0.00	0.00	489.73
TOTAL FOR FUND-SCC 007 9900 (BRADFORD FIRE & RESCUE SCHOLARSHIP):	500.00-	0.00	0.00	500.00-
TOTAL FOR FUND-SCC 007 9901 (CREIGLOW SCHOLARSHIP FUND):	750.00	0.00	0.00	750.00

Date: 10/02/2018  
Time: 10:59 am

BRADFORD EXEMPTED VILLAGE SD  
Financial Detail Report for 09/01/2018 - 09/30/2018 by FUND-SCC  
Called from FINSUM to check balances

Page: 2  
(FINDET)

	Begin Balance	Receipts	Expenditures	End Balance
TOTAL FOR FUND-SCC 007 9902 (BLESSSED DIRECTION INC. SCHOLARSHIP):	5,000.00	0.00	0.00	5,000.00
TOTAL FOR FUND-SCC 007 9903 (MAX WEAVER SCHOLARSHIP FUND):	500.00	0.00	0.00	500.00
TOTAL FOR FUND-SCC 007 9905 (MISC SCHOLARSHIP DONATIONS):	3,250.00	0.00	0.00	3,250.00
TOTAL FOR FUND-SCC 007 9906 (COVINGTON EAGLES SCHOLARSHIP FUND):	3,774.62	0.00	0.00	3,774.62
TOTAL FOR FUND-SCC 007 9907 (PEPSI AND COCA-COLA SCHOLARSHIP FUNDS)	2,500.00	0.00	0.00	2,500.00
TOTAL FOR FUND-SCC 007 9908 (RICHARD "DICK" HARMON SCHOLARSHIP FUND	25,500.00	0.00	0.00	25,500.00
TOTAL FOR FUND-SCC 007 9909 (VERNON LINDEMAN LINEMAN SCHOLARSHIP):	1,000.00	0.00	0.00	1,000.00
TOTAL FOR FUND-SCC 007 9912 (HAROLD MARKER SCHOLARSHIP FUND):	2,000.00	0.00	0.00	2,000.00
TOTAL FOR FUND-SCC 007 9996 (PRODUCTION PAINT FINISHERS GRANT/SPECI	4,007.99	0.00	0.00	4,007.99
TOTAL FOR FUND-SCC 008 0000 (MADE KINDERGARTEN):	10,352.89	18.51	0.00	10,351.40
TOTAL FOR FUND-SCC 008 9202 (BEARD ENDONMENT):	44,433.53	79.61	0.00	44,513.14
TOTAL FOR FUND-SCC 018 9110 (PRINCIPAL FUND - ELEMENTARY):	14,005.39	70.00	44.90	14,030.49
TOTAL FOR FUND-SCC 018 9113 (ELEMENTARY PRINCIPAL - BOX TOPS):	13,216.28	0.00	301.93	12,914.35
TOTAL FOR FUND-SCC 018 9130 (HIGH SCHOOL PRINCIPAL FUND):	2,816.06	194.00	48.75	2,961.31
TOTAL FOR FUND-SCC 018 9131 (HIGH SCHOOL PRINCIPAL (AFTER PROM) FUN	250.00	0.00	0.00	250.00
TOTAL FOR FUND-SCC 018 9222 (HIGH SCHOOL PRINCIPAL FUND LIBRARY):	2,186.00	0.00	0.00	2,186.00
TOTAL FOR FUND-SCC 019 0000 (OTHER GRANT):	2.85	0.00	0.00	2.85
TOTAL FOR FUND-SCC 019 9001 (SHOPA KIDS IN NEED FOUNDATION GRANT):	0.35	0.00	0.00	0.35
TOTAL FOR FUND-SCC 019 9003 (MIAMI COUNTY FOUNDATION- FEELING GOOD M	1.84	0.00	0.00	1.84
TOTAL FOR FUND-SCC 019 9004 (RADIO & TEL NEWS DIRECTORS FOUND MEDIA	174.02	0.00	0.00	174.02
TOTAL FOR FUND-SCC 019 9005 (ECO GARDEN GRANT MIAMI COUNTY PARK DIS	500.00	0.00	0.00	500.00
TOTAL FOR FUND-SCC 019 9007 (REED - VALEDICTORIAN/MEMORIAL):	309.58	0.00	0.00	309.58
TOTAL FOR FUND-SCC 019 9008 (MIAMI COUNTY FOUNDATION ECO GARDEN GRA	3.75	0.00	0.00	3.75
TOTAL FOR FUND-SCC 019 9009 (ELEMENTARY ART - TROY FOUNDATION):	12.91	0.00	0.00	12.91
TOTAL FOR FUND-SCC 019 9011 (MIAMI COUNTY FOUNDATION ALL ABOARD PRO	102.22	0.00	0.00	102.22
TOTAL FOR FUND-SCC 019 9012 (MAC GRANT):	1,093.18	0.00	0.00	1,093.18

Date: 10/02/2018  
 Time: 10:59 am

BRADFORD EXEMPTED VILLAGE SD  
 Financial Detail Report for 09/01/2018 - 09/30/2018 by FUND-SCC  
 Called from FINSUM to check balances

Page: 3  
 (FINDET)

	Begin Balance	Receipts	Expenditures	End Balance
TOTAL FOR FUND-SCC 019 9015 (MIAMI COUNTY FOUNDATION ELEMENTARY GRA	20.25	0.00	0.00	20.25
TOTAL FOR FUND-SCC 019 9017 (EAGLES-COVINGTON DONATION):	5,927.64	0.00	0.00	5,927.64
TOTAL FOR FUND-SCC 019 9018 (MIAMI COUNTY FOUNDATION-ART DISCOVERY	512.62	0.00	0.00	512.62
TOTAL FOR FUND-SCC 019 9022 (MISCELLANEOUS FIELD TRIP GRANTS):	758.76	0.00	0.00	758.76
TOTAL FOR FUND-SCC 019 9023 (VIVIAN RUSSELL KINDERGARTEN FUND):	57.87	0.00	0.00	57.87
TOTAL FOR FUND-SCC 019 9024 (ANNA BIER ART GRANT):	593.99	0.00	0.00	593.99
TOTAL FOR FUND-SCC 019 9026 (BELIEVE IN OHIO GRANT):	67.65	0.00	0.00	67.65
TOTAL FOR FUND-SCC 019 9131 (MIAMI COUNTY FOUNDATION SEMI-ANNUAL GR	1,560.54	0.00	0.00	1,560.54
TOTAL FOR FUND-SCC 019 9181 (MIAMI COUNTY PARKS - GIZMOS GRANT):	2,200.00	0.00	2,195.00	5.00
TOTAL FOR FUND-SCC 019 9182 (Miami County Parks-7th Growth Mindsets	1,750.00	0.00	1,750.00	0.00
TOTAL FOR FUND-SCC 019 9222 (OTHER GRANT LIBRARY):	10.00	0.00	0.00	10.00
TOTAL FOR FUND-SCC 019 9230 (OTHER GRANT):	150.00	0.00	0.00	150.00
TOTAL FOR FUND-SCC 019 9410 (GRANT FROM DARKE COUNTY FOUNDATION):	1,100.00	0.00	0.00	1,100.00
TOTAL FOR FUND-SCC 019 9517 (OTHER GRANT):	6,400.00	0.00	0.00	6,400.00
TOTAL FOR FUND-SCC 022 0000 (OHSAA TOURNAMENT ACCOUNTS):	399.54	0.00	0.00	399.54
TOTAL FOR FUND-SCC 022 9718 (DISTRICT AGENCY):	1,039.96	0.00	0.00	1,039.96
TOTAL FOR FUND-SCC 034 0000 (CLASSROOM FAC. MAINT.):	447,329.47	1,350.66	0.00	448,680.13
TOTAL FOR FUND-SCC 034 9045 (MAINTENANCE FUND DELINQUENCIES):	638.54	0.00	0.00	638.54
TOTAL FOR FUND-SCC 200 9000 (MULTIPLE DISABILITIES CLASS):	2,499.44	0.00	0.00	2,499.44
TOTAL FOR FUND-SCC 200 9018 (CLASS OF 2018):	308.56	0.00	0.00	308.56
TOTAL FOR FUND-SCC 200 9019 (CLASS OF 2019):	1,542.34	719.00	0.00	2,261.34
TOTAL FOR FUND-SCC 200 9020 (CLASS OF 2020):	1,018.15	240.00	0.00	1,258.15
TOTAL FOR FUND-SCC 200 9021 (Class of 2021):	1,402.05	0.00	0.00	1,402.05
TOTAL FOR FUND-SCC 200 9119 (POWER OF THE PEN):	280.00	0.00	0.00	280.00
TOTAL FOR FUND-SCC 200 9128 (SPANISH CLUB):	28.73	260.00	0.00	288.73
TOTAL FOR FUND-SCC 200 9130 (MUSE MACHINE):	2,001.22	0.00	0.00	2,001.22

Date: 10/02/2018  
Time: 10:59 am

BRADFORD EXEMPTED VILLAGE SD  
Financial Detail Report for 09/01/2018 - 09/30/2018 by FUND-SCC  
Called from FINSUM to check balances

Page: 4  
(FINDET)

	Begin Balance	Receipts	Expenditures	End Balance
TOTAL FOR FUND-SCC 200 9131 (DRAMA CLUB):	6,099.49	0.00	0.00	6,099.49
TOTAL FOR FUND-SCC 200 9133 (GLEE CLUB):	368.65	0.00	0.00	368.65
TOTAL FOR FUND-SCC 200 9930 (FUTURE FARMERS OF AMERICA):	3,687.01	1,488.50	225.84	4,949.67
TOTAL FOR FUND-SCC 200 9400 (HIGH SCHOOL MUSIC DEPARTMENT):	571.12	0.00	0.00	571.12
TOTAL FOR FUND-SCC 200 9610 (ELEMENTARY STUDENT COUNCIL):	648.32	0.00	0.00	648.32
TOTAL FOR FUND-SCC 200 9630 (HIGH SCHOOL STUDENT COUNCIL):	1,179.06	0.00	0.00	1,179.06
TOTAL FOR FUND-SCC 200 9680 (YEARBOOK):	7,269.26	1,950.00	0.00	8,619.26
TOTAL FOR FUND-SCC 200 9710 (NATIONAL HONOR SOCIETY):	321.27-	0.00	0.00	321.27-
TOTAL FOR FUND-SCC 300 9001 (HIGH SCHOOL ART):	721.58	0.00	0.00	721.58
TOTAL FOR FUND-SCC 300 9002 (WASHINGTON DC TRIP - 8TH GRADE):	10,048.36	5,438.67	0.00	15,487.03
TOTAL FOR FUND-SCC 300 9004 (MEDIA-TECH CLASS):	5.57	0.00	0.00	5.57
TOTAL FOR FUND-SCC 300 9500 (ATHLETIC DIRECTOR):	48,643.79	7,810.03	7,587.41	48,866.41
TOTAL FOR FUND-SCC 300 9501 (ATHLETIC DIRECTOR FSN):	750.00	0.00	0.00	750.00
TOTAL FOR FUND-SCC 499 9718 (MISC. STATE GRANT):	147.50	0.00	147.50	0.00
TOTAL FOR FUND-SCC 572 0000 (TITLE I):	485.84	0.00	0.00	485.84
TOTAL FOR FUND-SCC 572 9819 (TITLE ONE 2018-2019 SCHOOL YEAR):	10,555.17	15,000.00	13,977.85	11,577.32
TOTAL FOR FUND-SCC 599 0000 (OTHER MISC FEDERAL GRANTS):	51.31	0.00	0.00	51.31
TOTAL FOR FUND-SCC 599 9118 (MISC. FED. GRANT):	10,155.15-	7,721.94	2,400.48-	33.33-
TOTAL FOR FUND-SCC 599 9119 (MISC. FED. GRANT):	0.00	0.00	294.41	294.41-
TOTAL FOR FUND-SCC 599 9718 (MISC. FED. GRANT):	8,116.00	0.00	8,116.00	0.00
TOTAL FOR FUND-SCC 599 9917 (REAP FY2017):	550.00	0.00	550.00	0.00
TOTAL FOR FUND-SCC 599 9918 (REAP GRANT FOR 2017-2018):	24,388.00	0.00	2,484.00	21,854.00

Date: 10/02/2018  
Time: 10:59 am

BRADFORD EXEMPTED VILLAGE SD  
Financial Detail Report for 09/01/2018 - 09/30/2018 by FUND-SCC  
Called from FINSUM to check balances

Page: 5  
(FINDEF)

Begin Balance	Receipts	Expenditures	End Balance
7,847,426.03	551,999.41	724,065.44	7,675,360.00

GRAND TOTALS:






DATE: 10/02/2018  
TIME: 11:12

BRADFORD EXEMPTED VILLAGE SD  
CASH RECONCILIATION AS OF 09/30/2018

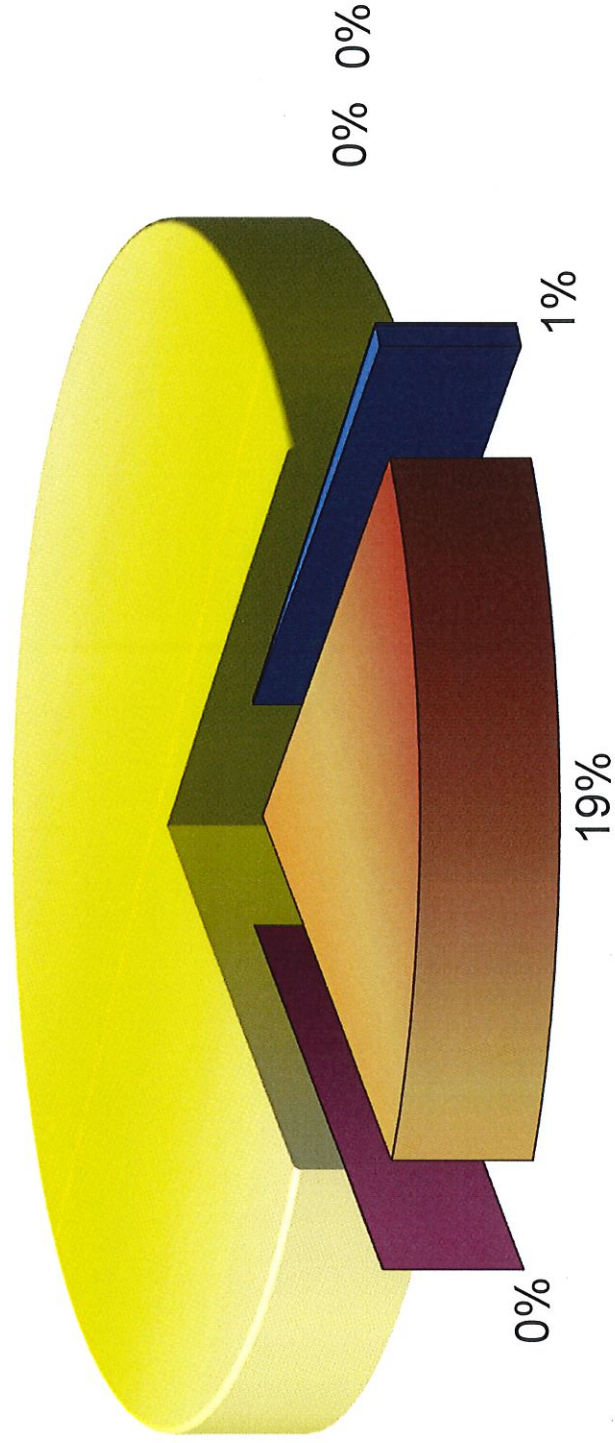
PAGE: 1  
(USAEMSED)

	SUB-TOTALS	TOTALS
	-----	-----
Gross Depository Balances:		
SECOND NATIONAL BANK	\$ 737,880.14	
COVINGTON SAVINGS & LOAN	129,033.32	
COVINGTON SAVINGS & LOAN-ATHLETI	2,745.05	
STAR OHIO	2,905,308.43	
STAR OHIO PLUS	2,480,565.73	
FIRST FINANCIAL BANK	140.48	
GREENVILLE NATIONAL BANK	50,651.91	
	-----	
Total Depository Balances (Gross)		\$ 6,306,325.06
Adjustments to Bank Balance:		
Cash in Transit to Bank	\$ 0.00	
Outstanding Checks	130,965.06-	
Adjustments	0.00	
	-----	
Total Adjustments to Bank Balance		130,965.06-
Investments:		
Treasury Bonds and Notes	\$ 0.00	
Certificate of Deposits	1,500,000.00	
Other Securities	0.00	
Other Investments:		
	-----	
Total Investments		1,500,000.00
Cash on Hand:		
Petty Cash:		
Change Cash:		
Cash with Fiscal Agent	0.00	
	-----	
Total Cash on Hand		0.00
		-----
Total Balances		\$ 7,675,360.00
		=====
Total Fund Balance		\$ 7,675,360.00
		=====
Depository Clearance Accounts:		
Total Clearance Account Balances		0.00

-----  
  
-----  
Treasurer

# INVESTMENT SEPTEMBER

2018 80%



CDs

US AGENCIES

MONEY MARKETS

MUTUAL FUND

0%

0%

1%

19%

0%

0% 0%

DATE: 10/02/18  
TIME: 13:16

MONTHLY STATEMENT BOARD/ACTIVITY ACCOUNTS - SEPTEMBER

PAGE: 1  
MDECA CREATED (CASSUM)

FUND/SCC	DESCRIPTION	LAST MONTH'S BALANCE	CURRENT RECEIPTS	CURRENT EXPENDITURES	CURRENT CASH BALANCE
001 0000	GENERAL FUND	6,270,420.64	488,053.87	498,668.31	6,259,806.20
001 9000	GENERAL	5,151.82	0.00	0.00	5,151.82
001 9002	SED BUS PURCHASE SET-ASIDES DARKE CO	31,156.92	0.00	0.00	31,156.92
001 9003	MH BUS PURCHASE SET-ASIDES - DARKE CO	66,502.99	0.00	0.00	66,502.99
001 9045	GENERAL	35,528.13	0.00	0.00	35,528.13
001 9118	GENERAL FUND EXPENDITURE FOR LITERACY GRANT	0.00	0.00	5,723.94	5,723.94
001 9119	STRIVING READERS GRANT	0.00	0.00	3,873.90	3,873.90
001 9121	TEXTBOOK AND INSTRUCTIONAL MATERIALS SET-ASID	108,271.31	0.00	0.00	107,844.42
001 9122	CAPITAL MAINTENANCE SET-ASIDES	272,876.65	0.00	426.89	430,654.40
001 9125	Cafeteria Plan Refunds	651.98	0.00	0.00	651.98
001 9194	GENERAL FUND - STATE BUS PURCHASE ALLOWANCE	4,229.48	0.00	0.00	4,229.48
001 9195	GENERAL FUND - PARITY	116,690.81	0.00	0.00	116,690.81
001 9215	BOOSTER CLUB MONEY FOR FOOD ACTIVITIES	0.00	476.32	800.38	324.06
001 9221	TRANSPORATION USING VAN	0.00	0.00	0.00	0.00
001 9222	GENERAL	244.08	0.00	0.00	244.08
001 9318	PETTY CASH ACCOUNTS	100.00	0.00	0.00	100.00
001 9320	GENERAL	30.00	0.00	0.00	30.00
001 9412	GENERAL STATE SETASIDE	113,345.65	0.00	0.00	113,345.65
001 9718	GENERAL	62,488.70	0.00	175.16	62,663.86
002 0000	BOND RETIREMENT 4.12 MILLS BOND REG/BLDG 2020	178,969.36	6,309.26	0.00	185,278.62
002 9020	BOND RETIREMENT .58 MILLS BOND SITE 2020	28,729.42	874.12	0.00	29,603.54
003 0000	PERMANENT IMPROVEMENT FUND	441,263.90	0.00	0.00	441,263.90
006 0000	LUNCHROOM/FOOD SERVICE	65,228.75	14,545.52	21,296.00	58,478.27
006 9318	PETTY CASH ACCOUNTS	80.00	0.00	0.00	80.00
007 9000	UNCLAIMED FUNDS	489.73	0.00	0.00	489.73
007 9900	BRADFORD FIRE & RESCUE SCHOLARSHIP	500.00	0.00	0.00	500.00
007 9901	CREIGLOW SCHOLARSHIP FUND	750.00	0.00	0.00	750.00
007 9902	BLESSED DIRECTION INC. SCHOLARSHIP	5,000.00	0.00	0.00	5,000.00
007 9903	MAX WEAVER SCHOLARSHIP FUND	500.00	0.00	0.00	500.00
007 9904	CLASS OF 1957 SCHOLARSHIP FUND	0.00	0.00	0.00	0.00
007 9905	MISC SCHOLARSHIP DONATIONS	3,250.00	0.00	0.00	3,250.00
007 9906	COVINGTON EAGLES SCHOLARSHIP FUND	3,774.62	0.00	0.00	3,774.62
007 9907	PEPSI AND COCA-COLA SCHOLARSHIP FUNDS	2,500.00	0.00	0.00	2,500.00
007 9908	RICHARD "DICK" HARMON SCHOLARSHIP FUND	25,500.00	0.00	0.00	25,500.00
007 9909	VERNON LINDEMAN LINEMAN SCHOLARSHIP	1,000.00	0.00	0.00	1,000.00
007 9910	AAA SCHOLARSHIP FUND	0.00	0.00	0.00	0.00
007 9911	RAY FRUITT SCHOLARSHIP FUND	0.00	0.00	0.00	0.00
007 9912	HAROLD MARKER SCHOLARSHIP FUND	2,000.00	0.00	0.00	2,000.00
007 9994	BRADFORD EDUCATION ASSN. SCHOLARSHIP FUND	0.00	0.00	0.00	0.00
007 9996	PRODUCTION PAINT FINISHERS GRANT/SPECIAL TRUS	4,007.99	0.00	0.00	4,007.99
008 0000	WADE KINDERGARTEN	10,332.89	18.51	0.00	10,351.40
008 9202	BEARD ENDOWMENT	44,433.53	79.61	0.00	44,513.14
010 0000	CLASSROOM FACILITIES	0.00	0.00	0.00	0.00
018 0000	PUBLIC SUPPORT SCHOOL FUND	32,475.73	264.00	395.58	32,344.15
019 0000	OTHER GRANT	2.85	0.00	0.00	2.85
019 9001	SHOPA KIDS IN NEED FOUNDATION GRANT	0.35	0.00	0.00	0.35
019 9002	MIAMI COUNTY FOUNDATION -HS MUSIC DEPARTMENT	0.00	0.00	0.00	0.00
019 9003	MIAMI COUNTY FOUNDATION-FEELING GOOD MILE HIG	1.84	0.00	0.00	1.84
019 9004	RADIO & TEL NEWS DIRECTORS FOUND MEDIA TECH	174.02	0.00	0.00	174.02
019 9005	ECO GARDEN GRANT MIAMI COUNTY PARK DISTRICT	500.00	0.00	0.00	500.00
019 9006	ECO GARDEN GRANT- TROY FOUNDATION	0.00	0.00	0.00	0.00
019 9007	REED - VALEDICTORIAN/MEMORIAL	309.58	0.00	0.00	309.58

DATE: 10/02/18  
 TIME: 13:16

MONTHLY STATEMENT BOARD/ACTIVITY ACCOUNTS - SEPTEMBER

PAGE: 2  
 MDECA CREATED (CASSUM)

BRADFORD EXEMPTED VILLAGE SD

FUND/SCC	DESCRIPTION	LAST MONTH'S BALANCE	CURRENT RECEIPTS	CURRENT EXPENDITURES	CURRENT CASH BALANCE
019 9008	MIAMI COUNTY FOUNDATION ECO GARDEN GRANT	3.75	0.00	0.00	3.75
019 9009	ELEMENTARY ART - TROY FOUNDATION	12.91	0.00	0.00	12.91
019 9011	MIAMI COUNTY FOUNDATION ALL ABOARD PROGRAM	102.22	0.00	0.00	102.22
019 9012	MAC GRANT	1,093.18	0.00	0.00	1,093.18
019 9013	ALL-ABOARD- OTHER GRANT	0.00	0.00	0.00	0.00
019 9014	TROY FOUNDATION SUMMER ART CAMP	0.00	0.00	0.00	0.00
019 9015	MIAMI COUNTY FOUNDATION ELEMENTARY GRANT	20.25	0.00	0.00	20.25
019 9016	PTO-ELEMENTARY TECHNOLOGY GRANT	0.00	0.00	0.00	0.00
019 9017	EAGLES-COVINGTON DONATION	5,927.64	0.00	0.00	5,927.64
019 9018	MIAMI COUNTY FOUNDATION-ART DISCOVERY CAMP	512.62	0.00	0.00	512.62
019 9019	MIAMI COUNTY FOUNDATION FALL/ELE HEALTH	0.00	0.00	0.00	0.00
019 9020	MIAMI COUNTY FOUNDATION MEDIA CENTER GRANT	0.00	0.00	0.00	0.00
019 9021	TROY FOUNDATION FIELD TRIP GRANT	0.00	0.00	0.00	0.00
019 9022	MISCELLANEOUS FIELD TRIP GRANTS	758.76	0.00	0.00	758.76
019 9023	VIVIAN RUSSELL KINDERGARTEN FUND	57.87	0.00	0.00	57.87
019 9024	ANNA BIER ART GRANT	593.99	0.00	0.00	593.99
019 9025	COMMUNITY BLOOD CENTER GRANT	0.00	0.00	0.00	0.00
019 9026	BELIEVE IN OHIO GRANT	67.65	0.00	0.00	67.65
019 9027	TRI-COUNTY BOARD OF REC AND MENTAL HEALTH GRA	0.00	0.00	0.00	0.00
019 9131	MIAMI COUNTY FOUNDATION SEMI-ANNUAL GRANT	1,560.54	0.00	0.00	1,560.54
019 9132	OTHER GRANT RENAISSANCE	0.00	0.00	0.00	0.00
019 9181	MIAMI COUNTY PARKS - GIZMOS GRANT	2,200.00	0.00	2,195.00	5.00
019 9182	MIAMI County Parks-7th Growth Mindsets	1,750.00	0.00	1,750.00	0.00
019 9222	OTHER GRANT LIBRARY	10.00	0.00	0.00	10.00
019 9230	OTHER GRANT	150.00	0.00	0.00	150.00
019 9410	GRANT FROM DARKE COUNTY FOUNDATION	1,100.00	0.00	0.00	1,100.00
019 9517	OTHER GRANT	6,400.00	0.00	0.00	6,400.00
020 9989	EARLY CHILDHOOD/PRE-SCHOOL	0.00	0.00	0.00	0.00
022 0000	OHSAA TOURNAMENT ACCOUNTS	399.54	0.00	0.00	399.54
022 9718	DISTRICT AGENCY	1,039.96	0.00	0.00	1,039.96
034 0000	CLASSROOM FAC. MAINT.	447,329.47	1,350.66	0.00	448,680.13
034 9045	MAINTENANCE FUND DELINQUENCIES	638.54	0.00	0.00	638.54
200	ACTIVITY FUND	28,582.13	4,057.50	225.84	32,413.79
300	ATHLETIC/MUSIC FUND	60,169.30	13,248.70	7,587.41	65,830.59
416 9205	STUDENT INTERVENTION 9-10 GRADE PROF DEVELOP	0.00	0.00	0.00	0.00
416 9906	STUDENT INTERVENTION GRADE 9-10 PROF DEVELOP	0.00	0.00	0.00	0.00
432 9006	EMIS FY 2006	0.00	0.00	0.00	0.00
432 9204	MANAGE. INFO. SYS. FUND	0.00	0.00	0.00	0.00
432 9205	MANAGED INFO SYSTEM STATE FY 2005	0.00	0.00	0.00	0.00
432 9206	MANAGE. INFO. SYS. FUND	0.00	0.00	0.00	0.00
432 9207	MANAGEMENT INFO SYSTEMS FY2007	0.00	0.00	0.00	0.00
432 9208	EMIS FY2008	0.00	0.00	0.00	0.00
432 9209	EMIS FY2009	0.00	0.00	0.00	0.00
432 9210	EMIS FY2010	0.00	0.00	0.00	0.00
432 9211	EMIS FY2011	0.00	0.00	0.00	0.00
432 9212	EMIS FY2012	0.00	0.00	0.00	0.00
450 9204	SCHOOLNET PLUS GRADE 7 FY 2004	0.00	0.00	0.00	0.00
450 9206	SCHOOLNET PLUS FY 2006 ROUND #8	0.00	0.00	0.00	0.00
450 9207	SCHOOLNET PLUS FY2007	0.00	0.00	0.00	0.00
450 9905	SCHOOLNET PLUS ROUND 5	0.00	0.00	0.00	0.00
451 9204	ONenet FY 2004	0.00	0.00	0.00	0.00
451 9205	DATA COMM ONenet FY 2005	0.00	0.00	0.00	0.00

FUND/SCC	DESCRIPTION	LAST MONTH'S BALANCE	CURRENT RECEIPTS	CURRENT EXPENDITURES	CURRENT CASH BALANCE
451 9206	DATA COMM	0.00	0.00	0.00	0.00
451 9207	DATA COMM FY2007	0.00	0.00	0.00	0.00
451 9208	DATA COMM FY2008	0.00	0.00	0.00	0.00
451 9209	DATA COMM FY2009	0.00	0.00	0.00	0.00
451 9210	DATA COMM FY2010	0.00	0.00	0.00	0.00
451 9211	DATA COMM FY2011	0.00	0.00	0.00	0.00
451 9212	DATA COMM FY2012	0.00	0.00	0.00	0.00
451 9213	DATA COMM FY2013	0.00	0.00	0.00	0.00
451 9214	DATA COMM FY14	0.00	0.00	0.00	0.00
451 9215	FY15 DATA COMM	0.00	0.00	0.00	0.00
451 9216	FY16 DATA COMM	0.00	0.00	0.00	0.00
451 9217	FY17 DATA COMM	0.00	0.00	0.00	0.00
451 9718	DATA COMM	0.00	0.00	0.00	0.00
452 9204	SCHOOLNET PROF DEV FY 2004	0.00	0.00	0.00	0.00
452 9205	SCHOOLNET PROF DEV FY 2005	0.00	0.00	0.00	0.00
452 9206	SCHOOLNET PROF DEV FY 2006	0.00	0.00	0.00	0.00
452 9207	SCHOOLNET PROF DEV FY2007	0.00	0.00	0.00	0.00
452 9208	SCHOOLNET PROF DEV FY2008	0.00	0.00	0.00	0.00
452 9209	SCHOOLNET PROF DEV FY2009	0.00	0.00	0.00	0.00
452 9210	SCHOOLNET PROF DEV FY2010	0.00	0.00	0.00	0.00
454 9202	TECH EQUITY FY 2002	0.00	0.00	0.00	0.00
454 9203	TECH EQUITY FY03	0.00	0.00	0.00	0.00
458 9203	IVDL FY 2003 TOBACCO SETTLEMENT	0.00	0.00	0.00	0.00
459 9003	OHIO READS FY 2003 VOLUNTEER	0.00	0.00	0.00	0.00
459 9004	OHIO READS FY 2004 VOLUNTEER	0.00	0.00	0.00	0.00
459 9005	OHIO READS FY2005 VOLUNTEER	0.00	0.00	0.00	0.00
459 9006	OHIO READS FY 2006 VOLUNTEER	0.00	0.00	0.00	0.00
459 9007	OHIO READS FY2007 VOLUNTEER GRANT	0.00	0.00	0.00	0.00
459 9200	OHIO READS FY 2002 VOLUNTEER	0.00	0.00	0.00	0.00
459 9201	OHIO READS FY 2001 VOLUNTEER	0.00	0.00	0.00	0.00
459 9202	OHIO READS FY 2002	0.00	0.00	0.00	0.00
459 9203	OHIO READS FY 2003 #15044	0.00	0.00	0.00	0.00
459 9204	OHIO READS CONTINUATION GRANT FY 2004 003368	0.00	0.00	0.00	0.00
459 9205	ChioReads FY 2005	0.00	0.00	0.00	0.00
459 9206	OHIO READS FY 2006	0.00	0.00	0.00	0.00
459 9207	OHIO READS GRANT FY2007	0.00	0.00	0.00	0.00
459 9902	OHIO READS SUMMER 2002	0.00	0.00	0.00	0.00
459 9903	OHIO READS NEW SUMMER COMMUNITY #35173	0.00	0.00	0.00	0.00
460 9204	STUDENT INTERVENTION GRADES 9-10 FY 05	0.00	0.00	0.00	0.00
460 9205	STUDENT INTERVENTION GRADES 1-4 FY 2005	0.00	0.00	0.00	0.00
499 9207	FY2007 GIFTED SUPPLEMENTAL FUNDS	0.00	0.00	0.00	0.00
499 9208	GIFTED SUPPLEMENTAL FUNDS FY2008	0.00	0.00	0.00	0.00
499 9209	GIFTED SUPPLEMENTAL FUNDS FY2009	0.00	0.00	0.00	0.00
499 9210	SAFE ROUTES TO SCHOOL GRANT FY2010	0.00	0.00	0.00	0.00
499 9211	MISC. STATE GRANT SCHOOL IMPR INCENT AWARD	0.00	0.00	0.00	0.00
499 9214	OSFC SAFETY AND SECURITY GRANT	0.00	0.00	0.00	0.00
499 9718	MISC. STATE GRANT	147.50	0.00	147.50	0.00
499 9907	OHIO CORE IMPLEMENTATION GRANT	0.00	0.00	0.00	0.00
499 9909	ADVANCED ENERGY GRANT - OHIO DEPT OF DEVELOPM	0.00	0.00	0.00	0.00
504 0000	ED JOBS FUND	0.00	0.00	0.00	0.00
506 0000	RACE TO THE TOP FEDERAL FUNDS	0.00	0.00	0.00	0.00
516 0000	IDEA PART B	0.00	0.00	0.00	0.00

FUND/SCC	DESCRIPTION	LAST MONTH'S BALANCE	CURRENT RECEIPTS	CURRENT EXPENDITURES	CURRENT CASH BALANCE
516 9017	IDEA PART B	0.00	0.00	0.00	0.00
516 9018	IDEA PART B	0.00	0.00	0.00	0.00
516 9206	IDEA PART B FY 2006	0.00	0.00	0.00	0.00
516 9207	IDEA PART B FY2007 (FLOW-THRU)	0.00	0.00	0.00	0.00
516 9208	IDEA B SPECIAL ED FY2008 FLOW THRU	0.00	0.00	0.00	0.00
516 9209	IDEA B SPECIAL ED FY2009 FLOWTHRU	0.00	0.00	0.00	0.00
516 9210	IDEA B SPECIAL ED FY2010	0.00	0.00	0.00	0.00
516 9211	IDEA B SPECIAL ED FY2011	0.00	0.00	0.00	0.00
516 9212	IDEA B SPECIAL ED FY2012	0.00	0.00	0.00	0.00
516 9213	IDEA B SPECIAL ED FY2013	0.00	0.00	0.00	0.00
516 9214	IDEA B SPECIAL ED FY2014	0.00	0.00	0.00	0.00
516 9215	IDEA B SPECIAL ED FY2015	0.00	0.00	0.00	0.00
516 9216	IDEA B SPECIAL ED FY2016	0.00	0.00	0.00	0.00
516 9217	IDEA B SPECIAL ED FY2017	0.00	0.00	0.00	0.00
516 932N	SPECIAL ED - ARRA STIMULUS	0.00	0.00	0.00	0.00
516 9320	SPECIAL ED - ARRA STIMULUS	0.00	0.00	0.00	0.00
516 9718	IDEA PART B	0.00	0.00	0.00	0.00
516 9819	TITLE 6B GRANT FOR 2018-2019	0.00	0.00	0.00	0.00
532 932N	STATE FISCAL STABILIZATION FUND (SFSF) STIMUL	0.00	0.00	0.00	0.00
532 9320	STATE FISCAL STABILIZATION FUND (SFSF) STIMUL	0.00	0.00	0.00	0.00
533 9210	TITLE II-TECH FY2010	0.00	0.00	0.00	0.00
533 9211	TITLE II-TECH FY2011	0.00	0.00	0.00	0.00
533 9212	TITLE II-D TECH FY2012	0.00	0.00	0.00	0.00
572 9200	TITLE I	485.84	0.00	0.00	485.84
572 9203	TITLE I FY 2003	0.00	0.00	0.00	0.00
572 9204	TITLE I FY 2004	0.00	0.00	0.00	0.00
572 9205	TITLE I FY 2005	0.00	0.00	0.00	0.00
572 9206	TITLE I FY 2006	0.00	0.00	0.00	0.00
572 9207	TITLE I FY2007	0.00	0.00	0.00	0.00
572 9208	TITLE I DISADVANTAGED YOUTH FY2008	0.00	0.00	0.00	0.00
572 9209	TITLE I DISADVANTAGED YOUTH FY2009	0.00	0.00	0.00	0.00
572 9210	TITLE I DISADVANTAGED YOUTH FY2010	0.00	0.00	0.00	0.00
572 9211	TITLE I DISADVANTAGED YOUTH FY2011	0.00	0.00	0.00	0.00
572 9212	TITLE I DISADVANTAGED YOUTH FY2012	0.00	0.00	0.00	0.00
572 9213	TITLE I DISADVANTAGES YOUTH FY2013	0.00	0.00	0.00	0.00
572 9214	TITLE I DISADVANTAGED YOUTH FY2014	0.00	0.00	0.00	0.00
572 9215	TITLE I DISADVANTAGED YOUTH FY2015	0.00	0.00	0.00	0.00
572 9216	TITLE I DISADVANTAGE YOUTH FY16	0.00	0.00	0.00	0.00
572 9217	TITLE I DISADVANTAGED YOUTH FY17	0.00	0.00	0.00	0.00
572 9218	TITLE I DISADVANTAGED YOUTH FY18	0.00	0.00	0.00	0.00
572 932N	TITLE I STIMULUS FY2010	0.00	0.00	0.00	0.00
572 9320	TITLE I STIMULUS FY2011	0.00	0.00	0.00	0.00
572 9718	TITLE I DISADVANTAGES YOUTH FY18	0.00	0.00	0.00	0.00
572 9819	TITLE ONE 2018-2019 SCHOOL YEAR	10,555.17	15,000.00	13,977.85	11,577.32
573 9005	TITLE V FY 04 CARRYOVER	0.00	0.00	0.00	0.00
573 9204	TITLE V FY 2004	0.00	0.00	0.00	0.00
573 9205	TITLE V FY 2005	0.00	0.00	0.00	0.00
573 9206	TITLE V FY 2006	0.00	0.00	0.00	0.00
573 9207	TITLE V FY2007	0.00	0.00	0.00	0.00
573 9208	TITLE V FY2008	0.00	0.00	0.00	0.00
573 9209	TITLE V FY2009	0.00	0.00	0.00	0.00
584 9005	DRUG FREE GRANT FY 2004 CARRYOVER	0.00	0.00	0.00	0.00

DATE: 10/02/18  
 TIME: 13:16

BRADFORD EXEMPTED VILLAGE SD  
 MONTHLY STATEMENT BOARD/ACTIVITY ACCOUNTS - SEPTEMBER

MDECA CREATED (CASSUM)  
 PAGE: 5

FUND/SCC	DESCRIPTION	LAST MONTH'S BALANCE	CURRENT RECEIPTS	CURRENT EXPENDITURES	CURRENT CASH BALANCE
584 9204	TITLE IV-A SAFE AND DRUG FREE SCHOOLS FY 2004	0.00	0.00	0.00	0.00
584 9205	DRUG FREE GRANT FY 2005	0.00	0.00	0.00	0.00
584 9206	DRUG FREE GRANT FY 2006	0.00	0.00	0.00	0.00
584 9207	SAFE AND DRUG FREE GRANT FY2007	0.00	0.00	0.00	0.00
584 9208	SAFE AND DRUG FREE FY2008	0.00	0.00	0.00	0.00
584 9209	SAFE AND DRUG FREE FY2009	0.00	0.00	0.00	0.00
584 9210	SAFE AND DRUG FREE FY2010	0.00	0.00	0.00	0.00
587 9017	PRESCHOOL MONIES	0.00	0.00	0.00	0.00
587 9018	PRESCHOOL MONIES	0.00	0.00	0.00	0.00
587 9206	IDEA FY 2006 DK CO FLOW-THRU	0.00	0.00	0.00	0.00
587 9207	IDEA PRESCHOOL FY2007 (FLOW-THRU)	0.00	0.00	0.00	0.00
587 9208	IDEA PRESCHOOL SPEC ED FY2008 FLOW THRU	0.00	0.00	0.00	0.00
587 9209	IDEA PRESCHOOL SPEC ED FY2009 FLOWTHRU	0.00	0.00	0.00	0.00
587 9210	IDEA PRESCHOOL SPEC ED FY2010	0.00	0.00	0.00	0.00
587 9211	IDEA PRESCHOOL SPEC ED FY2011	0.00	0.00	0.00	0.00
587 9212	IDEA PRESCHOOL SPEC ED FY2012	0.00	0.00	0.00	0.00
587 9213	IDEA PRESCHOOL SPEC ED FY2013	0.00	0.00	0.00	0.00
587 9214	IDEA PRESCHOOL SPEC ED FY2013	0.00	0.00	0.00	0.00
587 9215	IDEA PRESCHOOL SPEC ED FY2015	0.00	0.00	0.00	0.00
587 9216	IDEA PRESCHOOL SPEC ED FY2016	0.00	0.00	0.00	0.00
587 9217	IDEA PRESCHOOL SPEC ED FY2017	0.00	0.00	0.00	0.00
587 932N	IDEA B FY2010 STIMULUS	0.00	0.00	0.00	0.00
587 9320	IDEA B FY2011 STIMULUS	0.00	0.00	0.00	0.00
587 9718	IDEA	0.00	0.00	0.00	0.00
587 9819	PRESCHOOL GRANT FOR 2018-2019	0.00	0.00	0.00	0.00
590 9005	IMPROVING TCHR QUALITY (FY 04 Carryover) FY05	0.00	0.00	0.00	0.00
590 9014	IMPROVING TEACHER QUALITY FY14	0.00	0.00	0.00	0.00
590 9203	TITLE II-A FY 2003 IMPROVING TEACHER QUALITY	0.00	0.00	0.00	0.00
590 9204	IMPROVING TEACHER QUALITY FY 2004	0.00	0.00	0.00	0.00
590 9205	IMPROVING TCHR QUALITY FY 2005	0.00	0.00	0.00	0.00
590 9206	IMPROVING TCHR QUALITY FY 2006	0.00	0.00	0.00	0.00
590 9207	IMPROVING TEACHER QUALITY FY2007	0.00	0.00	0.00	0.00
590 9208	IMPROVING TEACHER QUALITY FY2008	0.00	0.00	0.00	0.00
590 9209	IMPROVING TEACHER QUALITY FY2009	0.00	0.00	0.00	0.00
590 9210	IMPROVING TEACHER QUALITY FY2010	0.00	0.00	0.00	0.00
590 9211	IMPROVING TEACHER QUALITY FY2011	0.00	0.00	0.00	0.00
590 9212	IMPROVING TEACHER QUALITY FY2012	0.00	0.00	0.00	0.00
590 9213	IMPROVING TEACHER QUALITY FY2013	0.00	0.00	0.00	0.00
590 9214	IMPROVING TEACHER QUALITY FY2014	0.00	0.00	0.00	0.00
590 9215	IMPROVING TEACHER QUALITY FY2015	0.00	0.00	0.00	0.00
590 9216	IMPROVING TEACHER QUALITY FY2016	0.00	0.00	0.00	0.00
590 9217	IMPROVING TEACHER QUALITY FY2017	0.00	0.00	0.00	0.00
590 9218	IMPROVING TEACHER QUALITY FY18	0.00	0.00	0.00	0.00
590 9718	IMPROVING TEACHER QUALITY FY2018	0.00	0.00	0.00	0.00
590 9819	TITLE IIA FOR THE 2018-2019 SCHOOL YEAR	0.00	0.00	0.00	0.00
599 0000	OTHER MISC FEDERAL GRANTS	51.31	0.00	0.00	51.31
599 9001	FEMA MISC FEDERAL GRANT	0.00	0.00	0.00	0.00
599 9002	Assistive Technology Infusion Project Rd#2	0.00	0.00	0.00	0.00
599 9003	ASSISTIVE TECH INFUSION PROJECT Rd#3	0.00	0.00	0.00	0.00
599 9004	ATIP ROUND #4	0.00	0.00	0.00	0.00
599 9006	NATIONAL ARCHERY IN SCHOOLS PROGRAM	0.00	0.00	0.00	0.00
599 9118	MISC. FED. GRANT	10,155.15	7,721.34	2,400.48	33.33

FUND/SCC	DESCRIPTION	LAST MONTH'S BALANCE	CURRENT RECEIPTS	CURRENT EXPENDITURES	CURRENT CASH BALANCE
599 9119	MISC. FED. GRANT	0.00	0.00	294.41	294.41-
599 9199	GRANT SMALL RURAL SCHOOL GRANTS	0.00	0.00	0.00	0.00
599 9203	TITLE II-D TECHNOLOGY	0.00	0.00	0.00	0.00
599 9204	TITLE II-D FY 2004 TECHNOLOGY	0.00	0.00	0.00	0.00
599 9205	TITLE II-D FY 2005	0.00	0.00	0.00	0.00
599 9206	TITLE II-D FY 2006	0.00	0.00	0.00	0.00
599 9207	TITLE II-D FY2007	0.00	0.00	0.00	0.00
599 9208	TITLE II-D FY2008	0.00	0.00	0.00	0.00
599 9209	TITLE II-D FY2009	0.00	0.00	0.00	0.00
599 9210	TITLE II-D FY2010	0.00	0.00	0.00	0.00
599 9718	MISC. FED. GRANT	8,116.00	0.00	8,116.00	0.00
599 9819	TITLE IV FOR THE 2018-2019 SCHOOL YEAR	0.00	0.00	0.00	0.00
599 9905	REAP FEDERAL GRANT FY 2005	0.00	0.00	0.00	0.00
599 9907	REAP GRANT 2006 (FY2007)	0.00	0.00	0.00	0.00
599 9908	REAP 2007 (FY2008) FEDERAL GRANT	0.00	0.00	0.00	0.00
599 9909	REAP 2008-2009 FEDERAL GRANT	0.00	0.00	0.00	0.00
599 9910	REAP FY2010	0.00	0.00	0.00	0.00
599 9911	REAP FY2011	0.00	0.00	0.00	0.00
599 9912	REAP FY2012	0.00	0.00	0.00	0.00
599 9913	REAP FY2013	0.00	0.00	0.00	0.00
599 9914	REAP FY2014	0.00	0.00	0.00	0.00
599 9915	REAP FY2105	0.00	0.00	0.00	0.00
599 9916	REAP FY2016	0.00	0.00	0.00	0.00
599 9917	REAP FY2017	550.00	0.00	550.00	0.00
599 9918	REAP GRANT FOR 2017-2018	24,338.00	0.00	2,484.00	21,854.00
GRAND TOTAL ALL FUNDS		7,847,426.03	551,999.41	724,065.44	7,675,360.00



FORM SM-2 OHIO DEPARTMENT OF EDUCATION - OFFICE OF SCHOOL MANAGEMENT ASSISTANCE ANNUAL SPENDING PLAN (CURRENT OPERATION - GENERAL FUND ONLY - O.R.C. 5705.391)

	MONTHLY ESTIMATE	MONTHLY ACTUAL	MONTHLY DIFFERENCE	FISCAL YTD ESTIMATE	FISCAL YTD ACTUAL	FISCAL YTD DIFFERENCE
<b>REVENUES</b>						
01.010 General Property (Real Estate)	0	0	0	0	379,616	379,616
01.020 Tangible Personal Property Tax	0	0	0	0	21,706	21,706
01.030 Income Tax	0	0	0	0	361,704	361,704
01.035 Unrestricted Grants-in-Aid	0	351,873	351,873	0	1,039,926	1,039,926
01.040 Restricted Grants-in-Aid	0	3,024	3,024	0	8,878	8,878
01.045 Restricted Grants-in-Aid - SFSF	0	0	0	0	0	0
01.050 Property Tax Allocation	0	75,924	75,924	0	75,924	75,924
01.060 All Other Operating Revenue	0	43,956	43,956	0	182,614	182,614
01.070 Total Revenue	0	474,777	474,777	0	2,070,368	2,070,368
<b>OTHER FINANCING SOURCES</b>						
02.010 Proceeds from Sale of Notes	0	0	0	0	0	0
02.020 State Emergency Loans & Advancements (Approved)	0	0	0	0	0	0
02.040 Operating Transfers-In	0	0	0	0	0	0
02.050 Advances-In	0	10,799	10,799	0	10,799	10,799
02.060 All Other Financing Sources	0	2,955	2,955	0	37,830	37,830
02.070 Total Other Financing Sources	0	13,754	13,754	0	48,629	48,629
02.080 Total Revenues and Other Financing Sources	0	488,531	488,531	0	2,118,997	2,118,997
<b>EXPENDITURES</b>						
03.010 Personal Services	0	246,840	246,840	0	866,076	866,076
03.020 Employees' Retirement/Insurance Benefits	0	110,574	110,574	0	301,870	301,870
03.030 Purchased Services	0	112,420	112,420	0	334,088	334,088
03.040 Supplies and Materials	0	14,984	14,984	0	30,842	30,842
03.050 Capital Outlay	0	159,275	159,275	0	161,249	161,249
03.060 Intergovernmental	0	0	0	0	0	0
04.010 Debt Service: All Principal (Historical)	0	0	0	0	0	0
04.020 Debt Service: Principal - Notes	0	0	0	0	0	0
04.030 Debt Service: Principal - State Loans	0	0	0	0	0	0
04.040 Debt Service: Principal - State Advancements	0	0	0	0	0	0
04.050 Debt Service: Principal - HB 264 Loans	0	0	0	0	0	0
04.055 Debt Service: Principal - Other	0	0	0	0	0	0
04.060 Debt Service: Interest and Fiscal Charges	0	0	0	0	0	0
04.300 Other Objects	0	8,353	8,353	0	57,442	57,442
04.500 Total Expenditures	0	652,446	652,446	0	1,751,567	1,751,567
<b>OTHER FINANCING USES</b>						
05.010 Operating Transfers - Out	0	0	0	0	0	0
05.020 Advances - Out	0	15,000	15,000	0	70,000	70,000
05.030 All Other Financing Uses	0	0	0	0	0	0
05.040 Total Other Financing Uses	0	15,000	15,000	0	70,000	70,000
05.050 Total Expenditure and Other Financing Uses	0	667,446	667,446	0	1,821,567	1,821,567
06.010 Excess Rev & Oth Financing Sources over(under) Exp &	0	178,915-	178,915-	0	297,430	297,430
07.010 Beginning Cash Balance	0	6,416,761	6,416,761	0	5,940,416	5,940,416
07.020 Ending Cash Balance	0	6,237,846	6,237,846	0	6,237,846	6,237,846
08.010 Outstanding Encumbrances	0	1,168,482	1,168,482	0	1,168,482	1,168,482

SCHOOL DISTRICT: BRADFORD EXEMPTED VILLAGE SD IRN # 045229 COUNTY: MIAMI FISCAL YEAR: 2019 QUARTER: 1

	QUARTERLY ESTIMATE	QUARTERLY ACTUAL	QUARTERLY DIFFERENCE	FISCAL YTD ESTIMATE	FISCAL YTD ACTUAL	FISCAL YTD DIFFERENCE
<b>REVENUES</b>						
01.010 General Property (Real Estate)	0	379,616	379,616	0	379,616	379,616
01.020 Tangible Personal Property Tax	0	21,706	21,706	0	21,706	21,706
01.030 Income Tax	0	361,704	361,704	0	361,704	361,704
01.035 Unrestricted Grants-in-Aid	0	1,039,926	1,039,926	0	1,039,926	1,039,926
01.040 Restricted Grants-in-Aid	0	8,878	8,878	0	8,878	8,878
01.045 Restricted Grants-in-Aid - SFSF	0	0	0	0	0	0
01.050 Property Tax Allocation	0	75,924	75,924	0	75,924	75,924
01.060 All Other Operating Revenue	0	182,614	182,614	0	182,614	182,614
01.070 Total Revenue	0	2,070,368	2,070,368	0	2,070,368	2,070,368
<b>OTHER FINANCING SOURCES</b>						
02.010 Proceeds from Sale of Notes	0	0	0	0	0	0
02.020 State Emergency Loans & Advancements (Approved)	0	0	0	0	0	0
02.040 Operating Transfers-In	0	0	0	0	0	0
02.050 Advances-In	0	10,799	10,799	0	10,799	10,799
02.060 All Other Financing Sources	0	37,830	37,830	0	37,830	37,830
02.070 Total Other Financing Sources	0	48,629	48,629	0	48,629	48,629
02.080 Total Revenues and Other Financing Sources	0	2,118,997	2,118,997	0	2,118,997	2,118,997
<b>EXPENDITURES</b>						
03.010 Personal Services	0	866,076	866,076	0	866,076	866,076
03.020 Employees' Retirement/Insurance Benefits	0	301,870	301,870	0	301,870	301,870
03.030 Purchased Services	0	334,088	334,088	0	334,088	334,088
03.040 Supplies and Materials	0	30,842	30,842	0	30,842	30,842
03.050 Capital Outlay	0	161,249	161,249	0	161,249	161,249
03.060 Intergovernmental	0	0	0	0	0	0
04.010 Debt Service: All Principal (Historical)	0	0	0	0	0	0
04.020 Debt Service: Principal - Notes	0	0	0	0	0	0
04.030 Debt Service: Principal - State Loans	0	0	0	0	0	0
04.040 Debt Service: Principal - State Advancements	0	0	0	0	0	0
04.050 Debt Service: Principal - HB 264 Loans	0	0	0	0	0	0
04.055 Debt Service: Principal - Other	0	0	0	0	0	0
04.060 Debt Service: Interest and Fiscal Charges	0	0	0	0	0	0
04.300 Other Objects	0	57,442	57,442	0	57,442	57,442
04.500 Total Expenditures	0	1,751,567	1,751,567	0	1,751,567	1,751,567
<b>OTHER FINANCING USES</b>						
05.010 Operating Transfers - Out	0	0	0	0	0	0
05.020 Advances - Out	0	70,000	70,000	0	70,000	70,000
05.030 All Other Financing Uses	0	0	0	0	0	0
05.040 Total Other Financing Uses	0	70,000	70,000	0	70,000	70,000
05.050 Total Expenditure and Other Financing Uses	0	1,821,567	1,821,567	0	1,821,567	1,821,567
06.010 Excess Rev & Oth Financing Sources over(under) Exp &	0	297,430	297,430	0	297,430	297,430
07.010 Beginning Cash Balance	0	5,940,416	5,940,416	0	5,940,416	5,940,416
07.020 Ending Cash Balance	0	6,237,846	6,237,846	0	6,237,846	6,237,846
08.010 Outstanding Encumbrances	0	1,166,482	1,166,482	0	1,166,482	1,166,482

List of Receipt Items by Date  
MONTHLY REVENUE POSTINGS

Receipt Number	Item Number	Stat	Stat2	Description	Amount
----------------	-------------	------	-------	-------------	--------

Receipt Date: 09/04/2018

994549	0001	A		Student Breakfast	13.90
994549	0002	A		Adult Breakfast	0.50
994549	0003	A		Student Breakfast	2.75
994549	0004	A		Student Lunch Receipts	261.95
994549	0005	A		Student Milk Receipts	0.00
994549	0006	A		Student Alacarte	112.75
994549	0007	A		Adult Alacarte	35.00
994549	0008	A		Received On Account	( 56.60)

RECEIPT TOTAL: 370.25

994550	0001	A		Art 1 (2017-2018)	40.00
994550	0002	A		Art 6 (2018-2019)	15.00
994550	0003	A		Keybording	10.00
994550	0004	A		Received on Acct-Lunch Payment	310.35
994550	0005	A		7th Gr Fam&Con Sci	10.00
994550	0006	A		AFNR 8 (2016-2017)	10.00

RECEIPT TOTAL: 395.35

994551	0001	A		Gate-tickets HSVB	410.00
--------	------	---	--	-------------------	--------

RECEIPT TOTAL: 410.00

TOTAL FOR DATE: 09/04/2018 1,175.60

Receipt Date: 09/05/2018

994552	0001	A		Student Breakfast	20.90
994552	0002	A		Adult Breakfast	0.00
994552	0003	A		Student Breakfast	2.25
994552	0004	A		Student Lunch Receipts	269.95
994552	0005	A		Student Milk Receipts	0.50
994552	0006	A		Student Alacarte	118.25
994552	0007	A		Adult Alacarte	36.75
994552	0008	A		Received On Account	( 220.70)

RECEIPT TOTAL: 227.90

994553	0001	A		Apple 4301	70.00
994553	0002	A		Hartzell ck 1473	35.00
994553	0003	A		Minnich Ck 391	35.00

RECEIPT TOTAL: 140.00

RECEIPT LIST  
List of Receipt Items by Date  
MONTHLY REVENUE POSTINGS

Receipt Number	Item Number	Stat	Stat2	Description	Amount
Receipt Date: 09/05/2018					
TOTAL FOR DATE: 09/05/2018					367.90
Receipt Date: 09/06/2018					
094560	0001	A		Gate-tickets MSVB TRIVILLAGE	108.00
RECEIPT TOTAL:					108.00
094561	0001	A		Gate-tickets MSVB TRIVILLAGE (	108.00)
RECEIPT TOTAL:					( 108.00)
994554	0001	A		HS PRINCIPAL COKE SALES	121.00
RECEIPT TOTAL:					121.00
994555	0001	A		Ron & Nita's in Sidney	10.00
994555	0002	A		Palstar Ck 19350	35.00
RECEIPT TOTAL:					45.00
994556	0001	A		Brun's Animal Clinic Ck 18496	60.00
994556	0002	A		Worch Lumber Ck 42673	90.00
RECEIPT TOTAL:					150.00
994557	0001	A		Brun's Animal Clinic Ck 18496	0.00
994557	0002	A		Worch Lumber Ck 42673 (	90.00)
994557	0003	A		Worch Lumber Ck 42673	90.00
RECEIPT TOTAL:					0.00
994558	0001	A		Al's BP Covington cash	60.00
994558	0002	A		Buckeye Ford Lincoln Ck 61256	90.00
994558	0003	A		Dr. Brian Olson Ck 3776	60.00
RECEIPT TOTAL:					210.00
994559	0001	A		Student Breakfast	19.65
994559	0002	A		Adult Breakfast	3.75
994559	0003	A		Student Breakfast	3.00
994559	0004	A		Student Lunch Receipts	267.05
994559	0005	A		Student Milk Receipts	0.00
994559	0006	A		Student Alacarte	106.50
994559	0007	A		Adult Alacarte	49.75
994559	0008	A		Received On Account (	198.70)

List of Receipt Items by Date  
 MONTHLY REVENUE POSTINGS

Receipt Number	Item Number	Stat	Stat2	Description	Amount
----------------	-------------	------	-------	-------------	--------

Receipt Date: 09/06/2018

RECEIPT TOTAL: 251.00

994560	0001	A		Gate-tickets MSVB TriVillage	108.00
--------	------	---	--	------------------------------	--------

RECEIPT TOTAL: 108.00

TOTAL FOR DATE: 09/06/2018 885.00

Receipt Date: 09/07/2018

994561	0001	A		FFA Jackets-D Bryan Ck 4843	15.50
994561	0002	A		FFA Jackets J Hocker Ck 1758	60.00

RECEIPT TOTAL: 75.50

994562	0001	A		FFA Jackets-D Bryan Ck 4843	( 15.50)
994562	0002	A		FFA Jackets J Hocker Ck 1758	( 60.00)
994562	0003	A		FFA Jackets-D Bryan Ck 4843	15.50
994562	0004	A		FFA Jackets-D Bryan Ck 4843	60.00

RECEIPT TOTAL: 0.00

994563	0001	A		N Baumer T Shirt Ck370	10.00
--------	------	---	--	------------------------	-------

RECEIPT TOTAL: 10.00

994564	0001	A		FFA National Convention cash	90.00
994564	0002	A		FFA Natl Con Beckstedt Ck6700	50.00
994564	0003	A		FFA Natl Con Barhorst Ck1928	50.00
994564	0004	A		FFA Natl Con Kissinger Ck7237	50.00

RECEIPT TOTAL: 240.00

994565	0001	A		FFA Dues-Cash	60.00
--------	------	---	--	---------------	-------

RECEIPT TOTAL: 60.00

994566	0001	A		FFA Dues-Cash	60.00
--------	------	---	--	---------------	-------

RECEIPT TOTAL: 60.00

994567	0001	A		FFA Dues-Cash	( 60.00)
--------	------	---	--	---------------	----------

RECEIPT TOTAL: ( 60.00)

RECEIPT LIST  
List of Receipt Items by Date  
MONTHLY REVENUE POSTINGS

Receipt Number	Item Number	Stat	Stat2	Description	Amount
Receipt Date: 09/07/2018					
994568	0001	A		Student Breakfast	19.45
994568	0002	A		Adult Breakfast	0.50
994568	0003	A		Student Breakfast	1.75
994568	0004	A		Student Lunch Receipts	337.55
994568	0005	A		Student Milk Receipts	0.50
994568	0006	A		Student Alacarte	137.00
994568	0007	A		Adult Alacarte	46.75
994568	0008	A		Received On Account	( 238.71)
RECEIPT TOTAL:					304.79
994569	0001	A		FFA Dues-Beireio Ck 1163	20.00
994569	0002	A		FFA Dues-Roberto Ck 2505	20.00
994569	0003	A		FFA Dues-Beireio Ck 1163	50.00
994569	0004	A		FFA Dues-Roberto Ck 2505	50.00
RECEIPT TOTAL:					140.00
TOTAL FOR DATE: 09/07/2018					830.29
Receipt Date: 09/08/2018					
994570	0001	A		Gate-tickets HSVB Houston	394.00
RECEIPT TOTAL:					394.00
TOTAL FOR DATE: 09/08/2018					394.00
Receipt Date: 09/10/2018					
122342	0001	F		TO TRANSFER MONEY FOR 201819	15,000.00
RECEIPT TOTAL:					15,000.00
994571	0001	A		Family Passes	225.00
RECEIPT TOTAL:					225.00
994572	0001	A		Student Breakfast	22.70
994572	0002	A		Adult Breakfast	0.00
994572	0003	A		Student Breakfast	1.50
994572	0004	A		Student Lunch Receipts	340.50
994572	0005	A		Student Milk Receipts	0.50
994572	0006	A		Student Alacarte	158.55
994572	0007	A		Adult Alacarte	66.75

RECEIPT LIST  
List of Receipt Items by Date  
MONTHLY REVENUE POSTINGS

Receipt Number	Item Number	Stat	Stat2	Description	Amount
----------------	-------------	------	-------	-------------	--------

Receipt Date: 09/10/2018

994572	0008	A		Received On Account	9.15
RECEIPT TOTAL:					599.65
994573	0001	A		Athletic Boosters sales	338.42
RECEIPT TOTAL:					338.42
TOTAL FOR DATE: 09/10/2018					16,163.07

Receipt Date: 09/11/2018

994574	0001	A		Student Breakfast	20.85
994574	0002	A		Adult Breakfast	0.75
994574	0003	A		Student Breakfast	3.25
994574	0004	A		Student Lunch Receipts	285.05
994574	0005	A		Student Milk Receipts	0.00
994574	0006	A		Student Alacarte	121.25
994574	0007	A		Adult Alacarte	25.00
994574	0008	A		Received On Account	( 250.39)
RECEIPT TOTAL:					205.76
994575	0001	A		Gate-tickets HSVB-TCN	318.00
RECEIPT TOTAL:					318.00
994576	0001	A		Gate-tickets MSFT	660.00
RECEIPT TOTAL:					660.00
994577	0001	A		Homestead - Miami 2nd Half 17	10,925.60
994577	0002	A		Homestead - Miami 2nd Half 17	189.80
994577	0003	A		Homestead - Miami 2nd Half 17	896.77
994577	0004	A		Homestead - Miami 2nd Half 17	124.25
994577	0005	A		Non-Bus Cred-Miami 2nd Half 17	27,347.45
994577	0006	A		Non-Bus Cred-Miami 2nd Half 17	475.03
994577	0007	A		Non-Bus Cred-Miami 2nd Half 17	2,244.66
994577	0008	A		Non-Bus Cred-Miami 2nd Half 17	311.00
994577	0009	A		Owner Occ Cred-Miami 2nd Half	4,020.30
994577	0010	A		Owner Occ Cred-Miami 2nd Half	69.83
994577	0011	A		Owner Occ Cred-Miami 2nd Half	329.99
994577	0012	A		Owner Occ Cred-Miami 2nd Half	45.71
RECEIPT TOTAL:					46,980.39

List of Receipt Items by Date  
MONTHLY REVENUE POSTINGS

Receipt Number	Item Number	Stat	Stat2	Description	Amount
----------------	-------------	------	-------	-------------	--------

Receipt Date: 09/11/2018

994578	0001	A		Homestead - Darke 2nd Half 17	8,150.87
994578	0002	A		Homestead - Darke 2nd Half 17	145.92
994578	0003	A		Homestead - Darke 2nd Half 17	689.46
994578	0004	A		Homestead - Darke 2nd Half 17	95.52
994578	0005	A		Non-Bus Cred-Darke 2nd Half 17	22,472.44
994578	0006	A		Non-Bus Cred-Darke 2nd Half 17	402.30
994578	0007	A		Non-Bus Cred-Darke 2nd Half 17	1,900.92
994578	0008	A		Non-Bus Cred-Darke 2nd Half 17	263.37
994578	0009	A		Owner Occ Cred-Darke 2nd Half	2,925.35
994578	0010	A		Owner Occ Cred-Darke 2nd Half	52.36
994578	0011	A		Owner Occ Cred-Darke 2nd Half	247.46
994578	0012	A		Owner Occ Cred-Darke 2nd Half	34.27

RECEIPT TOTAL: 37,380.24

TOTAL FOR DATE: 09/11/2018 85,544.39

Receipt Date: 09/12/2018

994579	0001	A		Spanish Dues	140.00
--------	------	---	--	--------------	--------

RECEIPT TOTAL: 140.00

994580	0001	A		Student Breakfast	16.85
994580	0002	A		Adult Breakfast	0.00
994580	0003	A		Student Breakfast	3.75
994580	0004	A		Student Lunch Receipts	291.20
994580	0005	A		Student Milk Receipts	0.00
994580	0006	A		Student Alacarte	105.50
994580	0007	A		Adult Alacarte	43.50
994580	0008	A		Received On Account	( 94.45)

RECEIPT TOTAL: 366.35

994581	0001	A		LUNCH-PUBLIC SECT 11	117.06
994581	0002	A		LUNCH-PUBLIC SECT 11	4,188.01
994581	0003	A		CRRS BREAKFAST REIMB -MAY 18	1,161.28

RECEIPT TOTAL: 5,466.35

994582	0001	A		Yingst Ck 4111	105.00
994582	0002	A		Dross Ck 1458	35.00
994582	0003	A		Skinner Ck 1523	105.00

RECEIPT TOTAL: 245.00



List of Receipt Items by Date  
MONTHLY REVENUE POSTINGS

Receipt Number	Item Number	Stat	Stat2	Description	Amount
----------------	-------------	------	-------	-------------	--------

Receipt Date: 09/12/2018

TOTAL FOR DATE: 09/12/2018 6,217.70

Receipt Date: 09/13/2018

994583	0001	A		T Shirt Cash	10.00
994583	0002	A		T Shirt-Dunlevy Ck 1205	10.00
994583	0003	A		T Shirt Bryan Ck 4847	13.00

RECEIPT TOTAL: 33.00

994584	0001	A		FFA Dues-cash	20.00
994584	0002	A		FFA Dues-Beachler Ck 936	20.00

RECEIPT TOTAL: 40.00

994585	0001	A		FFA Dues-cashFarmer Ck 3237	20.00
994585	0002	A		FFA GH Camp Farmer Ck 3237	35.00

RECEIPT TOTAL: 55.00

994586	0001	A		Sale of yearbooks	45.00
--------	------	---	--	-------------------	-------

RECEIPT TOTAL: 45.00

994587	0001	A		Sale of yearbooks	( 45.00)
994587	0002	A		Sale of yearbooks	45.00
994587	0003	A		Covington S&L-Ads-Ck 191998	120.00
994587	0004	A		Douglas Gordon-Ads Ck 25986	60.00
994587	0005	A		Primary Care Int -Ads Ck 5061	120.00
994587	0006	A		Second Natl Bank-Ads Ck 562032	60.00

RECEIPT TOTAL: 360.00

994588	0001	A		Beachler, Owen Ck 938	75.00
994588	0002	A		Beachler, Savannah Ck 938	35.00
994588	0003	A		Spencer, Scott Ck 892	50.00

RECEIPT TOTAL: 160.00

994589	0001	A		Brubaker, April ck 2701 DC Trip	538.00
994589	0002	A		Hamilton, Isabellacash DC Trip	100.00
994589	0003	A		Myers, Rachel Ck 5619 DC Trip	500.00
994589	0004	A		Felver, Tasya Cash DC Trip	3.00
994589	0005	A		Sowers, Rebecca Ck 420 DC Trip	105.00
994589	0006	A		Burgett, Belle Ck 1773 DC Trip	388.00
994589	0007	A		Swick, Shay Ck 2487 DC Trip	135.00

List of Receipt Items by Date  
MONTHLY REVENUE POSTINGS

Receipt Number	Item Number	Stat	Stat2	Description	Amount
Receipt Date: 09/13/2018					
994589	0008	A		Monnin, Landon Ck 3110 DC Trip	94.13
RECEIPT TOTAL:					1,863.13
994590	0001	A		Gay, Bobby Cash DC Trip	139.00
994590	0002	A		Daugherty, L ck 1059 DC Trip	163.00
994590	0003	A		Derstine, Josh Ck 1105 DC Trip	147.00
994590	0004	A		Timmons, Baker Cash DC Trip	636.70
994590	0005	A		Kitts, Ben Cash DC Trip	299.00
994590	0006	A		Courtney Riffell Cash DC Trip	276.00
994590	0007	A		Kitts, Ben Ck 151628 DC Trip	300.00
994590	0008	A		Swick, Shay Ck 2487 DC Trip	140.00
994590	0009	A		Clark, Molly Cash DC Trip	23.00
RECEIPT TOTAL:					2,123.70
994591	0001	A		Wackler Ck 421, Martinez	35.00
994591	0002	A		Hartzell, Ck 1474	60.00
994591	0003	A		Hartzell, Wickershm Ck 1425	85.00
994591	0004	A		Spencer, Scott Ck 892	( 50.00)
994591	0005	A		Skinner, Ch 1425	60.00
994591	0006	A		Spencer, Scott Ck 892	50.00
RECEIPT TOTAL:					240.00
994592	0001	A		Gate-tickets HSVB Natl Trail	120.00
RECEIPT TOTAL:					120.00
994593	0001	A		Student Breakfast	26.10
994593	0002	A		Adult Breakfast	0.00
994593	0003	A		Student Breakfast	0.00
994593	0004	A		Student Lunch Receipts	296.40
994593	0005	A		Student Milk Receipts	0.00
994593	0006	A		Student Alacarte	132.30
994593	0007	A		Adult Alacarte	46.75
994593	0008	A		Received On Account	( 66.50)
RECEIPT TOTAL:					435.05
994594	0001	A		FFA GH Camp Dunlevy Ck 1203	35.00
994594	0002	A		FFA GH Camp Barhorst Ck 1919	35.00
994594	0003	A		FFA GH Camp Lear Ck 2340	78.00
RECEIPT TOTAL:					148.00
994595	0001	A		FFA Nat ConvGambill Ck1502	50.00

List of Receipt Items by Date  
MONTHLY REVENUE POSTINGS

```

=====
Receipt Item
Number  Number  Stat  Stat2  Description                               Amount

Receipt Date: 09/13/2018

994595  0002  A      FFA Dues Gambill Ck 1502                 20.00

                                RECEIPT TOTAL:                            70.00

                                TOTAL FOR DATE: 09/13/2018                5,692.88

Receipt Date: 09/14/2018

994596  0001  A      FFA Greenhand Camp-cash                 78.00

                                RECEIPT TOTAL:                            78.00

994597  0001  A      Student Breakfast                       22.85
994597  0002  A      Adult Breakfast                         1.75
994597  0003  A      Student Breakfast                       3.25
994597  0004  A      Student Lunch Receipts                 338.35
994597  0005  A      Student Milk Receipts                   0.00
994597  0006  A      Student Alacarte                       119.00
994597  0007  A      Adult Alacarte                          36.75
994597  0008  A      Received On Account                     ( 237.20)

                                RECEIPT TOTAL:                            284.75

994598  0001  A      Opportunity Grant                      79,053.59
994598  0002  A      Targeted Assistance                    23,788.16
994598  0003  A      K-3 Literacy                           1,766.99
994598  0004  A      Economic Disadvantaged Funding        1,415.54
994598  0005  A      Limited Eng Proficiency Fundin         0.00
994598  0006  A      Gifted Education Funding               1,566.47
994598  0007  A      Transportation                          4,106.96
994598  0008  A      Special Education Addl Funding        11,101.86
994598  0009  A      Capacity Aid                           47,061.18
994598  0010  A      Graduation Bonus                       0.00
994598  0011  A      Third Grade Reading Bonus              0.00
994598  0012  A      Career Tech Education Funding          47.51
994598  0013  A      Preschool Special Education            689.30
994598  0014  A      Special Education Transportat          355.69
994598  0015  A      Open Enrollment Adjustment            14,815.22
994598  0016  B      EX  Educational Service Center            ( 3,658.08)
994598  0017  B      EX  Open Enrollment Adjustment            ( 18,546.67)
994598  0018  B      EX  Community School Adjustment          ( 1,806.54)
994598  0019  B      EX  Scholarship Transfer                  ( 1,142.86)
994598  0020  B      EX  Other Adjustment -negative            ( 3,575.55)
994598  0021  A      SF14 Regular Tuition                    ( 10.62)
994598  0022  B      EX  SF14 Special Education Tuition        ( 82.74)
994598  0023  B      EX  College Credit Plus                   ( 569.38)

```

List of Receipt Items by Date  
MONTHLY REVENUE POSTINGS

Receipt Number	Item Number	Stat	Stat2	Description	Amount
----------------	-------------	------	-------	-------------	--------

Receipt Date: 09/14/2018

994598	0024	B	EX	School Employees Retirement Sy	( 6,215.00)
994598	0025	B	EX	State Teachers Retirement Sys	( 13,530.00)
994598	0026	B	EX	Excess Cost	0.00
994598	0027	B	EX	SF14 Regular Tuition	( 21.82)
994598	0028	A		SF14 Regular Tuition	( 3.07)

RECEIPT TOTAL: 136,606.14

994599	0001	A		Non-Bus Cred-Darke MH	67.55
994599	0002	A		Non-Bus Cred-Miami 2nd Half MH	13.49
994599	0003	A		Owner Occ Cred-Darke MH	14.81
994599	0004	A		Owner Occ Cred-Miami MH	1.93

RECEIPT TOTAL: 97.78

994601	0001	A		Gate-tickets HSFb-Arcanum	2,429.00
--------	------	---	--	---------------------------	----------

RECEIPT TOTAL: 2,429.00

999387	0001	B	EX	LEVPRO Adj. 08/19/18-08/31/18	127.12
999387	0002	B	EX	LEVPRO Adj. 08/19/18-08/31/18	203.96
999387	0003	B	EX	LEVPRO Adj. 08/19/18-08/31/18	( 127.12)
999387	0004	B	EX	LEVPRO Adj. 08/19/18-08/31/18	( 203.96)
999387	0005	B	EX	LEVPRO Adj. 08/19/18-08/31/18	358.47
999387	0006	B	EX	LEVPRO Adj. 08/19/18-08/31/18	( 238.98)
999387	0007	B	EX	LEVPRO Adj. 08/19/18-08/31/18	( 119.49)
999387	0008	B	EX	LEVPRO Adj. 08/19/18-08/31/18	30.51
999387	0009	B	EX	LEVPRO Adj. 08/19/18-08/31/18	( 30.51)
999387	0010	B	EX	LEVPRO Adj. 08/19/18-08/31/18	237.79
999387	0011	B	EX	LEVPRO Adj. 08/19/18-08/31/18	( 237.79)
999387	0012	B	EX	LEVPRO Adj. 08/19/18-08/31/18	112.76
999387	0013	B	EX	LEVPRO Adj. 08/19/18-08/31/18	( 112.76)
999387	0014	B	EX	LEVPRO Adj. 08/19/18-08/31/18	45.01
999387	0015	B	EX	LEVPRO Adj. 08/19/18-08/31/18	( 45.01)
999387	0016	B	EX	LEVPRO Adj. 08/19/18-08/31/18	223.73
999387	0017	B	EX	LEVPRO Adj. 08/19/18-08/31/18	( 223.73)
999387	0018	B	EX	LEVPRO Adj. 08/19/18-08/31/18	438.78
999387	0019	B	EX	LEVPRO Adj. 08/19/18-08/31/18	( 351.02)
999387	0020	B	EX	LEVPRO Adj. 08/19/18-08/31/18	( 87.76)
999387	0021	B	EX	LEVPRO Adj. 08/19/18-08/31/18	329.04
999387	0022	B	EX	LEVPRO Adj. 08/19/18-08/31/18	( 329.04)
999387	0023	B	EX	LEVPRO Adj. 08/19/18-08/31/18	1,035.84
999387	0024	B	EX	LEVPRO Adj. 08/19/18-08/31/18	( 1,035.84)
999387	0025	B	EX	LEVPRO Adj. 08/19/18-08/31/18	181.13
999387	0026	B	EX	LEVPRO Adj. 08/19/18-08/31/18	( 181.13)
999387	0027	B	EX	LEVPRO Adj. 08/19/18-08/31/18	330.61
999387	0028	B	EX	LEVPRO Adj. 08/19/18-08/31/18	( 330.61)

List of Receipt Items by Date  
MONTHLY REVENUE POSTINGS

Receipt Number	Item Number	Stat	Stat2	Description	Amount
----------------	-------------	------	-------	-------------	--------

Receipt Date: 09/14/2018

999387	0029	B	EX	LEVPRO Adj. 08/19/18-08/31/18	700.91
999387	0030	B	EX	LEVPRO Adj. 08/19/18-08/31/18 (	700.91)

RECEIPT TOTAL: 0.00

TOTAL FOR DATE: 09/14/2018 139,495.67

Receipt Date: 09/17/2018

994600	0001	A		Student Breakfast	28.15
994600	0002	A		Adult Breakfast	2.50
994600	0003	A		Student Breakfast	2.00
994600	0004	A		Student Lunch Receipts	299.55
994600	0005	A		Student Milk Receipts	0.00
994600	0006	A		Student Alacarte	128.75
994600	0007	A		Adult Alacarte	30.50
994600	0008	A		Received On Account	0.05

RECEIPT TOTAL: 491.50

TOTAL FOR DATE: 09/17/2018 491.50

Receipt Date: 09/18/2018

994602	0001	A		T Shirt Sales Cash	135.00
994602	0002	A		T Shirt Sales-Ck 586 Gaynor	15.00
994602	0003	A		T Shirt Sales Ck 9020 Fair	15.00
994602	0004	A		T Shirt Sales Ck 5468 Canan	15.00
994602	0005	A		T Shirt Sales Ck 5430 Cotrell	15.00
994602	0006	A		T Shirt Sales Ck 893 Spencer	15.00
994602	0007	A		T Shirt Sales Ck 1501 Gambill	15.00
994602	0008	A		T Shirt Sales Ck 2513 Roberts	15.00

RECEIPT TOTAL: 240.00

994603	0001	A		Patty's IGA Ads Ck 11601	60.00
994603	0002	A		Production Paint Ads Ck 83494	120.00
994603	0003	A		Littman Thomas Ads Ck 4718	120.00
994603	0004	A		Covington Eagles Ads Ck 11404	120.00
994603	0005	A		Boring & Assoc Ads Ck 11761	30.00

RECEIPT TOTAL: 450.00

994604	0001	A		Return of Rita Leis Contr 10%	1,231.20
994604	0002	A		Return of Rita Leis Contr 14%	1,723.68

List of Receipt Items by Date  
MONTHLY REVENUE POSTINGS

Receipt Number	Item Number	Stat	Stat2	Description	Amount
----------------	-------------	------	-------	-------------	--------

Receipt Date: 09/18/2018

RECEIPT TOTAL: 2,954.88

994605	0001	A		Sale of 2018 YBooks Cash	30.00
994605	0002	A		Sale 2018 YrBks Roberts ck2506	60.00

RECEIPT TOTAL: 90.00

994606	0001	A		Gate-tickets HSVB Miami East	408.00
--------	------	---	--	------------------------------	--------

RECEIPT TOTAL: 408.00

994607	0001	A		Student Breakfast	29.05
994607	0002	A		Adult Breakfast	0.00
994607	0003	A		Student Breakfast	2.50
994607	0004	A		Student Lunch Receipts	270.50
994607	0005	A		Student Milk Receipts	1.00
994607	0006	A		Student Alacarte	106.75
994607	0007	A		Adult Alacarte	37.50
994607	0008	A		Received On Account	( 168.30)

RECEIPT TOTAL: 279.00

TOTAL FOR DATE: 09/18/2018 4,421.88

Receipt Date: 09/19/2018

994608	0001	A		Student Breakfast	23.70
994608	0002	A		Adult Breakfast	6.50
994608	0003	A		Student Breakfast	5.00
994608	0004	A		Student Lunch Receipts	284.60
994608	0005	A		Student Milk Receipts	1.00
994608	0006	A		Student Alacarte	117.75
994608	0007	A		Adult Alacarte	44.25
994608	0008	A		Received On Account	( 282.05)

RECEIPT TOTAL: 200.75

994609	0001	A		HS PRINCIPAL COKE SALES	73.00
--------	------	---	--	-------------------------	-------

RECEIPT TOTAL: 73.00

TOTAL FOR DATE: 09/19/2018 273.75

RECEIPT LIST  
 List of Receipt Items by Date  
 MONTHLY REVENUE POSTINGS

Receipt Number	Item Number	Stat	Stat2	Description	Amount
Receipt Date: 09/20/2018					
994610	0001	A		T Shirt Cash	83.00
994610	0002	A		T Shirt-Barhorst Ck 1933	10.00
994610	0003	A		T Shirt Helman Ck 4386	33.00
994610	0004	A		T Shirt Beachler Ck 939	20.00
994610	0005	A		T Shirt Enis Ck 3421	14.00
994610	0006	A		T Shirt L Seman Ck 3932	20.00
RECEIPT TOTAL:					180.00
994611	0001	B	EX	credit c pmt paid ACH	1,672.09
RECEIPT TOTAL:					1,672.09
994612	0001	A		Water Sales Cash	40.00
RECEIPT TOTAL:					40.00
994613	0001	A		FFA Greenhand C-BarhorstC1934	43.00
RECEIPT TOTAL:					43.00
994614	0001	A		Student Breakfast	23.20
994614	0002	A		Adult Breakfast	7.75
994614	0003	A		Student Breakfast	5.75
994614	0004	A		Student Lunch Receipts	233.05
994614	0005	A		Student Milk Receipts	1.50
994614	0006	A		Student Alacarte	103.25
994614	0007	A		Adult Alacarte	20.75
994614	0008	A		Received On Account	( 66.75)
RECEIPT TOTAL:					328.50
994615	0001	A		Gate-tickets MSVB Covington	292.00
RECEIPT TOTAL:					292.00
994616	0001	A		Brukner 6 @ 10.00 ea cash	60.00
994616	0002	A		Brukner Skinner ck	10.00
RECEIPT TOTAL:					70.00
994617	0001	A		FFA Nat Conv Beachler Ck 937	50.00
RECEIPT TOTAL:					50.00
994625	0001	A		Wood Student Fees (3)	105.00
994625	0002	A		Frantz Student Fees (2)	70.00

RECEIPT LIST  
List of Receipt Items by Date  
MONTHLY REVENUE POSTINGS

Receipt Number	Item Number	Stat	Stat2	Description	Amount
----------------	-------------	------	-------	-------------	--------

Receipt Date: 09/20/2018

RECEIPT TOTAL: 175.00

TOTAL FOR DATE: 09/20/2018 2,850.59

Receipt Date: 09/21/2018

994618	0001	A		Spanish Dues	80.00
994618	0002	A		Spanish Dues Roberts Ck 2512	20.00
994618	0003	A		Spanish Dues Kaiser Ck 193	20.00

RECEIPT TOTAL: 120.00

994619	0001	A		Powder Puff Shirts cash	80.00
994619	0002	A		Powder Puff Shirts checks	208.00

RECEIPT TOTAL: 288.00

994620	0001	A		Homecoming Shirts cash	128.00
994620	0002	A		Homecoming Shirts Checks	303.00

RECEIPT TOTAL: 431.00

994621	0001	A		T Shirt Cash	30.00
994621	0002	A		T Shirt-Canan Ck 5480	10.00
994621	0003	A		T Shirt-Beckstedt Ck 6702	20.00

RECEIPT TOTAL: 60.00

994622	0001	A		FFA National Con-Mead Ck 2976	50.00
--------	------	---	--	-------------------------------	-------

RECEIPT TOTAL: 50.00

994623	0001	A		Bella Brewer ck 1305 DC Trip	200.00
994623	0002	A		Buchanan, Chey Ch 7665 DC Trip	163.00
994623	0003	A		Welch, Leah Ck 1419 DC Trip	210.00
994623	0004	A		Bailey, Steph Cash DC Trip	200.00
994623	0005	A		Puthoff, Alaenna Ck 1046	60.00

RECEIPT TOTAL: 833.00

994624	0001	A		Student Breakfast	15.20
994624	0002	A		Adult Breakfast	0.00
994624	0003	A		Student Breakfast	1.75
994624	0004	A		Student Lunch Receipts	386.05
994624	0005	A		Student Milk Receipts	0.50



RECEIPT LIST  
 List of Receipt Items by Date  
 MONTHLY REVENUE POSTINGS

Receipt Number	Item Number	Stat	Stat2	Description	Amount
----------------	-------------	------	-------	-------------	--------

Receipt Date: 09/21/2018

994624	0006	A		Student Alacarte	169.00
994624	0007	A		Adult Alacarte	70.25
994624	0008	A		Received On Account	( 362.00)
RECEIPT TOTAL:					280.75
TOTAL FOR DATE: 09/21/2018					2,062.75

Receipt Date: 09/24/2018

994626	0001	A		Medicaid Billing Reimbursement	97.73
RECEIPT TOTAL:					97.73
994627	0001	A		Striving Readers reimbursement	7,721.34
RECEIPT TOTAL:					7,721.34
TOTAL FOR DATE: 09/24/2018					7,819.07

Receipt Date: 09/25/2018

994628	0001	A		Athletic Boosters sales	137.90
RECEIPT TOTAL:					137.90
994629	0001	A		Student Breakfast	12.65
994629	0002	A		Adult Breakfast	0.00
994629	0003	A		Student Breakfast	2.25
994629	0004	A		Student Lunch Receipts	322.95
994629	0005	A		Student Milk Receipts	0.00
994629	0006	A		Student Alacarte	96.75
994629	0007	A		Adult Alacarte	33.25
994629	0008	A		Received On Account	( 86.85)
RECEIPT TOTAL:					381.00
994630	0001	A		August 2018 Groceries & food	955.80
RECEIPT TOTAL:					955.80
994631	0001	A		Sidekick Slushies Refund	93.00
RECEIPT TOTAL:					93.00

RECEIPT LIST  
 List of Receipt Items by Date  
 MONTHLY REVENUE POSTINGS

Receipt Number    Item Number    Stat    Stat2    Description    Amount

Receipt Date: 09/25/2018

994632	0001	A		Gate-tickets HSVB Bethel	350.00
				RECEIPT TOTAL:	350.00
994633	0001	A		Gate-tickets MSFT TriVillage	320.00
				RECEIPT TOTAL:	320.00
				TOTAL FOR DATE: 09/25/2018	2,237.70

Receipt Date: 09/26/2018

122341	0001	F		TO REPAY 2018 ADVANCE 06/30/20	2,535.00
122341	0002	F		TO REPAY 2018 ADVANCE 06/30/20	8,116.00
122341	0003	F		TO REPAY 2018 ADVANCE 06/30/20	147.50
				RECEIPT TOTAL:	10,798.50
994634	0001	A		T Shirt Cash	20.00
994634	0002	A		T Shirt-R Meyers Ck 1367	10.00
				RECEIPT TOTAL:	30.00
994635	0001	A		Student Breakfast	19.80
994635	0002	A		Adult Breakfast	1.75
994635	0003	A		Student Breakfast	6.00
994635	0004	A		Student Lunch Receipts	324.20
994635	0005	A		Student Milk Receipts	0.50
994635	0006	A		Student Alacarte	108.05
994635	0007	A		Adult Alacarte	64.00
994635	0008	A		Received On Account	( 93.75)
				RECEIPT TOTAL:	430.55
994636	0001	A		FFA Dues-1L Dunlevy Ck 1183	43.00
				RECEIPT TOTAL:	43.00
				TOTAL FOR DATE: 09/26/2018	11,302.05

Receipt Date: 09/27/2018

994637	0001	A		Student Breakfast	33.70
994637	0002	A		Adult Breakfast	0.00
994637	0003	A		Student Breakfast	2.50

List of Receipt Items by Date  
MONTHLY REVENUE POSTINGS

Receipt Number	Item Number	Stat	Stat2	Description	Amount
Receipt Date: 09/27/2018					
994637	0004	A		Student Lunch Receipts	290.35
994637	0005	A		Student Milk Receipts	0.00
994637	0006	A		Student Alacarte	129.50
994637	0007	A		Adult Alacarte	21.75
994637	0008	A		Received On Account	( 192.00)
RECEIPT TOTAL:					285.80
994639	0001	A		FFA Dues-D Farmer Ck 3283	43.00
RECEIPT TOTAL:					43.00
TOTAL FOR DATE: 09/27/2018					328.80
Receipt Date: 09/28/2018					
994638	0001	A		Gate-tickets HSVB Ansonia	456.00
RECEIPT TOTAL:					456.00
994640	0001	A		Dalton Reck ck 4823 DC Trip	47.64
994640	0002	A		Julie Reck Ch 4824 DC Trip	450.00
994640	0003	A		Bella Brewer Ck 1369 DC Trip	181.20
RECEIPT TOTAL:					678.84
994641	0001	A		Student Breakfast	31.25
994641	0002	A		Adult Breakfast	0.00
994641	0003	A		Student Breakfast	2.25
994641	0004	A		Student Lunch Receipts	373.00
994641	0005	A		Student Milk Receipts	0.00
994641	0006	A		Student Alacarte	148.75
994641	0007	A		Adult Alacarte	47.75
994641	0008	A		Received On Account	( 175.40)
RECEIPT TOTAL:					427.60
994642	0001	A		Opportunity Grant	79,053.59
994642	0002	A		Targeted Assistance	23,789.26
994642	0003	A		K-3 Literacy	1,767.00
994642	0004	A		Economic Disadvantaged Funding	1,415.53
994642	0005	A		Limited Eng Proficiency Fundin	0.00
994642	0006	A		Gifted Education Funding	1,566.48
994642	0007	A		Transportation	4,106.96
994642	0008	A		Special Education Addl Funding	11,101.87
994642	0009	A		Capacity Aid	47,061.18

List of Receipt Items by Date  
MONTHLY REVENUE POSTINGS

Receipt Number	Item Number	Stat	Stat2	Description	Amount
----------------	-------------	------	-------	-------------	--------

Receipt Date: 09/28/2018

994642	0010	A		Graduation Bonus	0.00
994642	0011	A		Third Grade Reading Bonus	9,907.15
994642	0012	A		Transitional Aid Guarantee	2,984.38
994642	0013	A		Career Tech Education Funding	47.50
994642	0014	A		Preschool Special Education	689.30
994642	0015	A		Special Education Transportati	355.69
994642	0016	A		Open Enrollment Adjustment	14,815.22
994642	0017	B	EX	Educational Service Center	( 3,652.27)
994642	0018	B	EX	Open Enrollment Adjustment	( 18,546.67)
994642	0019	B	EX	Community School Adjustment	( 1,806.54)
994642	0020	B	EX	Scholarship Transfer	( 1,142.86)
994642	0021	B	EX	Other Adjustment -negative	( 3,575.54)
994642	0022	A		SF14 Regular Tuition	0.00
994642	0023	B	EX	SF14 Special Education Tuition	( 82.74)
994642	0024	B	EX	College Credit Plus	( 569.38)
994642	0025	B	EX	School Employees Retirement Sy	( 6,215.00)
994642	0026	B	EX	State Teachers Retirement Sys	( 13,530.00)
994642	0027	B	EX	Excess Cost	0.00
994642	0028	B	EX	SF14 Regular Tuition	( 21.82)
994642	0029	A		SF14 Regular Tuition	0.00

RECEIPT TOTAL: 149,518.29

994643	0001	A		6 elementary fees	210.00
994643	0002	A		Art 1 (2015-2016)	35.00
994643	0003	A		General Fee	35.00
994643	0004	A		Received on Acct-Lunch Payment	1,462.15

RECEIPT TOTAL: 1,742.15

999388	0001	B	EX	LEVPRO Adj. 08/19/18-09/14/18	105.57
999388	0002	B	EX	LEVPRO Adj. 08/19/18-09/14/18	1,158.93
999388	0003	B	EX	LEVPRO Adj. 08/19/18-09/14/18	77.55
999388	0004	B	EX	LEVPRO Adj. 08/19/18-09/14/18	164.08
999388	0005	B	EX	LEVPRO Adj. 08/19/18-09/14/18	( 509.24)
999388	0006	B	EX	LEVPRO Adj. 08/19/18-09/14/18	( 77.55)
999388	0007	B	EX	LEVPRO Adj. 08/19/18-09/14/18	( 164.08)
999388	0008	B	EX	LEVPRO Adj. 08/19/18-09/14/18	( 105.57)
999388	0009	B	EX	LEVPRO Adj. 08/19/18-09/14/18	( 254.62)
999388	0010	B	EX	LEVPRO Adj. 08/19/18-09/14/18	( 395.07)
999388	0011	B	EX	LEVPRO Adj. 08/19/18-09/14/18	477.98
999388	0012	B	EX	LEVPRO Adj. 08/19/18-09/14/18	( 477.98)
999388	0013	B	EX	LEVPRO Adj. 08/19/18-09/14/18	30.51
999388	0014	B	EX	LEVPRO Adj. 08/19/18-09/14/18	158.71
999388	0015	B	EX	LEVPRO Adj. 08/19/18-09/14/18	( 158.71)
999388	0016	B	EX	LEVPRO Adj. 08/19/18-09/14/18	( 30.51)
999388	0017	B	EX	LEVPRO Adj. 08/19/18-09/14/18	203.96

List of Receipt Items by Date  
MONTHLY REVENUE POSTINGS

Receipt Number	Item Number	Stat	Stat2	Description	Amount
----------------	-------------	------	-------	-------------	--------

Receipt Date: 09/28/2018

999388	0018	B	EX	LEVPRO Adj. 08/19/18-09/14/18	119.73
999388	0019	B	EX	LEVPRO Adj. 08/19/18-09/14/18 (	119.73)
999388	0020	B	EX	LEVPRO Adj. 08/19/18-09/14/18 (	203.96)
999388	0021	B	EX	LEVPRO Adj. 08/19/18-09/14/18	1,531.13
999388	0022	B	EX	LEVPRO Adj. 08/19/18-09/14/18 (	751.20)
999388	0023	B	EX	LEVPRO Adj. 08/19/18-09/14/18 (	779.93)
999388	0024	B	EX	LEVPRO Adj. 08/19/18-09/14/18	61.46
999388	0025	B	EX	LEVPRO Adj. 08/19/18-09/14/18 (	61.46)
999388	0026	B	EX	LEVPRO Adj. 08/19/18-09/14/18	952.30
999388	0027	B	EX	LEVPRO Adj. 08/19/18-09/14/18 (	77.55)
999388	0028	B	EX	LEVPRO Adj. 08/19/18-09/14/18 (	874.75)
999388	0029	B	EX	LEVPRO Adj. 08/19/18-09/14/18	438.78
999388	0030	B	EX	LEVPRO Adj. 08/19/18-09/14/18 (	438.78)
999388	0031	B	EX	LEVPRO Adj. 08/19/18-09/14/18	61.46
999388	0032	B	EX	LEVPRO Adj. 08/19/18-09/14/18 (	61.46)
999388	0033	B	EX	LEVPRO Adj. 08/19/18-09/14/18	898.84
999388	0034	B	EX	LEVPRO Adj. 08/19/18-09/14/18 (	898.84)
999388	0035	B	EX	LEVPRO Adj. 08/19/18-09/14/18	262.08
999388	0036	B	EX	LEVPRO Adj. 08/19/18-09/14/18 (	174.72)
999388	0037	B	EX	LEVPRO Adj. 08/19/18-09/14/18 (	87.36)
999388	0038	B	EX	LEVPRO Adj. 08/19/18-09/14/18	670.20
999388	0039	B	EX	LEVPRO Adj. 08/19/18-09/14/18 (	670.20)
999388	0040	B	EX	LEVPRO Adj. 08/19/18-09/14/18	431.60
999388	0041	B	EX	LEVPRO Adj. 08/19/18-09/14/18 (	431.60)
999388	0042	B	EX	LEVPRO Adj. 08/19/18-09/14/18	53.35
999388	0043	B	EX	LEVPRO Adj. 08/19/18-09/14/18 (	53.35)

RECEIPT TOTAL: ( 0.00)

TOTAL FOR DATE: 09/28/2018 152,822.88

Receipt Date: 09/29/2018

994645	0001	A		Gate-tickets HSFb-TriVillage	1,320.00
--------	------	---	--	------------------------------	----------

RECEIPT TOTAL: 1,320.00

TOTAL FOR DATE: 09/29/2018 1,320.00

Receipt Date: 09/30/2018

994644	0001	A		G FND INTEREST SEPTEMBER 2018	12,477.49
994644	0002	A		CAFE INTEREST SEPTEMBER 2018	106.92
994644	0003	A		WADE INTEREST SEPTEMBER 2018	18.51
994644	0004	A		BEARD INTEREST AUGUST 2018	79.61

List of Receipt Items by Date  
MONTHLY REVENUE POSTINGS

Receipt Number	Item Number	Stat	Stat2	Description	Amount
----------------	-------------	------	-------	-------------	--------

Receipt Date: 09/30/2018

994644	0005	A		ATHLETIC ACCT JULY 2018	0.03
--------	------	---	--	-------------------------	------

RECEIPT TOTAL: 12,682.56

994646	0001	A		SEPTEMBER INTEREST	( 12,477.49)
994646	0002	A		SEPTEMBER INTEREST	12,477.50
994646	0003	A		BEARD INTEREST AUGUST	( 79.61)
994646	0004	A		BEARD INTEREST SEPTEMBER	79.61
994646	0005	A		ATHLETIC INTEREST JULY	( 0.03)
994646	0006	A		ATHLETIC INTEREST SEPTEMBER	0.03

RECEIPT TOTAL: 0.01

994647	0001	B	EX	FFB Service Fees for September	( 15.00)
--------	------	---	----	--------------------------------	----------

RECEIPT TOTAL: ( 15.00)

TOTAL FOR DATE: 09/30/2018 12,667.57

TOTAL AMOUNT: 455,365.04

Status Codes

A = Receipt	B = Refund, with check
B/NC = Refund, No check	B/EX = Reduction of expenditure
C = Appropriation modification	C/WA = Budget modification
D = Expense supplies distribution	D/EC = Error correction
F = Fund-to-fund transfer	V = Void refund

DATE: 10/02/2018  
TIME: 11:26:14

BRADFORD EXEMPTED VILLAGE SD  
SUMMARY CHECK REGISTER - ALL CHECKS

PAGE 1  
(CHECKS)

CHECK	DATE	NUMBER	VENDOR - NAME	AMOUNT	O	STS	C	REC/VD
7597	09/11/18	300030	RODDY, SCOTT	40.00	W	R		09/30/18
7607	09/18/18	300028	BEAM, STEVE	65.00	W	W		
7688	09/04/18	300016	EGBERT, KIMBERLY	65.00	W	W		
7689	09/04/18	300017	HONIGFORD, LAURA	65.00	W	W		
7690	09/04/18	300018	EVANS, TONIA	45.00	W	R		09/30/18
7691	09/04/18	300019	EMORY, JEFF	45.00	W	R		09/30/18
7692	09/08/18	300011	MILLER, JEFF	65.00	W	R		09/30/18
7693	09/08/18	300020	MILLER, DOUG	65.00	W	R		09/30/18
7694	09/11/18	300021	BREWER, SCOTT	65.00	W	R		09/30/18
7695	09/11/18	300022	FULTON, BETH	65.00	W	R		09/30/18
7696	09/11/18	300031	ROLL, MARCUS	40.00	W	R		09/30/18
7698	09/11/18	300032	WISE, KEVIN	40.00	W	R		09/30/18
7699	09/11/18	300001	HOYING, RAINE	40.00	W	R		09/30/18
7700	09/13/18	300014	BIGGS, JOHN	45.00	W	R		09/30/18
7701	09/13/18	300015	BATTLES, JERALD	45.00	W	R		09/30/18
7702	09/14/18	300023	IRWIN, JIM	65.00	W	R		09/30/18
7703	09/14/18	300024	PENIX, STEVE	65.00	W	R		09/30/18
7704	09/14/18	300025	PENIX, JUSTIN	65.00	W	R		09/30/18
7705	09/14/18	300026	MARTIN, GREGORY	65.00	W	R		09/30/18
7706	09/14/18	300027	HART, JR, JOHN	65.00	W	R		09/30/18
7708	09/18/18	300029	BEELEER, WILLIAM	65.00	W	R		09/30/18
7709	09/20/18	300008	SPANO, SAM	45.00	W	R		09/30/18
7710	09/20/18	300033	RAMMEL, ANDY	45.00	W	R		09/30/18
7711	09/25/18	300034	WEISS, JACK	40.00	W	W		
7712	09/25/18	300004	GILBERT, JAMES	40.00	W	W		
7713	09/25/18	300032	WISE, KEVIN	40.00	W	R		09/30/18
7714	09/25/18	300035	THAYER, RUSSELL	40.00	W	R		09/30/18
7715	09/25/18	300017	HONIGFORD, LAURA	65.00	W	W		
7716	09/25/18	300036	WEGMAN, BARRY	65.00	W	W		
7717	09/27/18	300037	PFISTER, DAVE	65.00	W	W		
7718	09/27/18	300038	SHOEMAKER, JIM	65.00	W	W		
7719	09/28/18	300039	CULTICE, CHUCK	65.00	W	W		
7720	09/28/18	300040	WARNER, BRIAN	65.00	W	W		
7721	09/28/18	300041	SAVAGE, JERRY	65.00	W	W		
7722	09/28/18	300042	MCNEIL, MIKE	65.00	W	W		
7723	09/28/18	300043	HARRIS, HAROLD	65.00	W	W		
7724	09/29/18	300008	SPANO, SAM	45.00	W	W		
7725	09/29/18	300044	LOCKMAN, BRIAN	45.00	W	W		
21108	09/01/18	3970	AMERICAN FIDELITY ASSURANCE	2,337.71	W	R		09/30/18
21109	09/01/18	4967	AMERICAN FIDELITY ASSURANCE	1,207.28	W	R		09/30/18
21110	09/07/18	5242	AMERICAN FIDELITY ADMIN. SVC	53.75	W	R		09/30/18
21111	09/07/18	974	ARCANUM BUTLER SCHOOLS	170.00	W	R		09/30/18
21112	09/07/18	123	ARENS CORPORATION	312.29	W	R		09/30/18
21113	09/07/18	6096	FRY, ASHLEY	100.00	W	W		
21114	09/07/18	1418	BARGA HEATING, AIR COND.	140.00	W	R		09/30/18
21115	09/07/18	5150	BRICKER & ECKLER LLP	1,021.50	W	R		09/30/18
21116	09/07/18	1025	BRODART COMPANY	649.07	W	R		09/30/18
21117	09/07/18	5362	CARDMEMBER SERVICE	2,703.81	W	R		09/30/18
21118	09/07/18	5400	DAILY ADVOCATE	90.00	W	R		09/30/18
21119	09/07/18	233	DP&L	5,525.29	W	R		09/30/18
21120	09/07/18	6035	FRANTZ, SANDRA	35.74	W	R		09/30/18
21121	09/07/18	5176	HERSHEY CREAMERY CO.	237.36	W	R		09/30/18
21122	09/07/18	4740	HF GROUP, LLC	1,187.42	W	R		09/30/18
21123	09/07/18	320	HOCKER'S SERVICE	903.50	W	R		09/30/18
21124	09/07/18	5167	J&A CONSTRUCTION	756.00	W	R		09/30/18
21125	09/07/18	6097	RIDOUT, JESSICA	100.00	W	R		09/30/18

DATE: 10/02/2018  
TIME: 11:26:14

BRADFORD EXEMPTED VILLAGE SD  
SUMMARY CHECK REGISTER - ALL CHECKS

PAGE 2  
(CHECKS)

CHECK	DATE	NUMBER - VENDOR - NAME	AMOUNT	O-STS-C REC/VD
21126	09/07/18	6015 JOSEPH HURST	114.84	W W
21127	09/07/18	6026 MATTHEW TRIPLETT	40.59	W R 09/30/18
21128	09/07/18	6024 Moniqua Skinner	100.00	W R 09/30/18
21129	09/07/18	3397 MUELLER, TRACEY	89.29	W R 09/30/18
21130	09/07/18	460 OHIO ASSOC SCHOOL BUSINESS	978.00	W R 09/30/18
21131	09/07/18	456 OHIO HIGH SCHOOL ATHLETIC AS	50.00	W R 09/30/18
21132	09/07/18	1060 ORIENTAL TRADING CO.	82.87	W R 09/30/18
21133	09/07/18	417 PEARSON LEARNING	527.73	W R 09/30/18
21134	09/07/18	1819 PIONEER MANUFACTURING CO	1,171.05	W R 09/30/18
21135	09/07/18	4272 REITER DAIRY OF SPRINGFIELD	628.05	W R 09/30/18
21136	09/07/18	6098 ROBERT G KENDIG	37.80	W R 09/30/18
21137	09/07/18	6040 SC Strategic Solutions	10,495.00	W R 09/30/18
21138	09/07/18	524 SCHOLASTIC MAGAZINES	1,078.11	W R 09/30/18
21139	09/07/18	4594 SCHOOL SPECIALTY	2,295.11	W R 09/30/18
21140	09/07/18	5147 SCHWIETERMAN, BRIAN	22.99	W W
21141	09/07/18	2092 SHERWIN WILLIAMS	36.20	W R 09/30/18
21142	09/07/18	4646 SINK, JAMIE	95.37	W R 09/30/18
21143	09/07/18	4252 STERLING PAPER	151.00	W R 09/30/18
21144	09/07/18	4599 WOODHULL/FELTZ C/O US BANK	2,150.00	W R 09/30/18
21145	09/07/18	3622 VARTEK SERVICES, INC	6,692.67	W R 09/30/18
21146	09/07/18	593 VILLAGE OF BRADFORD	479.50	W R 09/30/18
21147	09/07/18	4119 W.R. HACKETT INC.	359.20	W R 09/30/18
21148	09/07/18	5353 WAGNER PAVING	128,430.00	W R 09/30/18
21149	09/07/18	3792 WAIBEL ENERGY SYSTEMS, INC	3,215.29	W R 09/30/18
21150	09/07/18	1779 WAL-MART	31.84	W R 09/30/18
21151	09/07/18	6036 Warther Woodworking	48.90	W R 09/30/18
21152	09/14/18	6100 WHITE'S SERVICE CENTER	28,309.75	W R 09/30/18
21153	09/18/18	5362 CARDMEMBER SERVICE	1,672.09	W R 09/30/18
21154	09/20/18	6086 3 WAY ELECTRIC INC	575.00	W R 09/30/18
21155	09/20/18	6088 7 MINDSETS ACADEMY, LLC	1,750.00	W R 09/30/18
21156	09/20/18	5242 AMERICAN FIDELITY ADMIN. SVC	44.75	W R 09/30/18
21157	09/20/18	1418 BARGA HEATING, AIR COND.	265.00	W R 09/30/18
21158	09/20/18	6095 BENSMAN, JACLYN	100.00	W R 09/30/18
21159	09/20/18	152 BLICK ART MATERIALS	36.56	W R 09/30/18
21160	09/20/18	5403 BREWER, DAMON	228.95	W R 09/30/18
21161	09/20/18	956 BROWN SUPPLY COMPANY	1,680.57	W R 09/30/18
21162	09/20/18	5402 BROWN, MICHELLE	20.79	W R 09/30/18
21163	09/20/18	5274 CEDARVILLE UNIVERSITY	275.00	W W
21164	09/20/18	5404 CENTERVILLE HIGH SCHOOL	305.00	W R 09/30/18
21165	09/20/18	293 CLUB 7 SPORTS INC	1,243.27	W R 09/30/18
21166	09/20/18	184 COCA-COLA BOTTLING CO.	279.00	W R 09/30/18
21167	09/20/18	4921 COLDWATER EVSD	200.00	W W
21168	09/20/18	229 CROSS COUNTY CONFERENCE	905.00	W R 09/30/18
21169	09/20/18	231 DARKE COUNTY EDUCATIONAL	19,724.01	W W
21170	09/20/18	1454 DEMCO INC.	300.96	W R 09/30/18
21171	09/20/18	5232 DIRECT ENERGY BUSINESS	477.53	W R 09/30/18
21172	09/20/18	5307 DISTRICT 5 FFA MIAMI EAST H	115.50	W R 09/30/18
21173	09/20/18	4285 DISTRICT 9 VOLLEYBALL COACHE	20.00	W W
21174	09/20/18	6106 PMD MANAGEMENT INC	360.00	W R 09/30/18
21175	09/20/18	1480 EATON SUPPLY INC.	49.12	W R 09/30/18
21176	09/20/18	6057 ERATE FUNDING FOR SCHOOL DIS	417.60	W W
21177	09/20/18	6089 EXPLORE LEARNING, LLC	2,195.00	W W
21178	09/20/18	5246 FREY, KATIE	175.00	W W
21179	09/20/18	5288 GARBER ELECTRICAL CONTRACTOR	535.00	W R 09/30/18
21180	09/20/18	5231 GREENVILLE CITY SCHOOLS	250.00	W W
21181	09/20/18	2664 HAUER'S MUSIC HOUSE, INC.	1,269.00	W R 09/30/18



DATE: 10/02/2018  
TIME: 11:26:14

BRADFORD EXEMPTED VILLAGE SD  
SUMMARY CHECK REGISTER - ALL CHECKS

PAGE 3  
(CHECKS)

CHECK	DATE	NUMBER - VENDOR - NAME	AMOUNT	O-STS-C REC/VD
21182	09/20/18	4532 JOHNSON, HOLLY	232.50	W R 09/30/18
21183	09/20/18	5194 MEDCO	342.10	W R 09/30/18
21184	09/20/18	1963 MIAMI COUNTY EDUCATIONAL	300.00	W R 09/30/18
21185	09/20/18	3651 MIAMI VALLEY PRESS, INC.	512.75	W R 09/30/18
21186	09/20/18	3785 MILTON-UNION EX VILLAGE SCHO	200.00	W R 09/30/18
21187	09/20/18	3397 MUELLER, TRACEY	10.71	W R 09/30/18
21188	09/20/18	6091 MYSTERY SCIENCE, INC	499.00	W W
21189	09/20/18	5300 NATIONAL FFA ORGANIZATION	78.50	W R 09/30/18
21190	09/20/18	4139 NATIONAL TRAIL HIGH SCHOOL	150.00	W R 09/30/18
21191	09/20/18	3835 NEWS 2 YOU	177.54	W W
21192	09/20/18	3615 NORTHWESTERN OHIO SECURITY	105.00	W W
21193	09/20/18	456 OHIO HIGH SCHOOL ATHLETIC AS	210.00	W W
21194	09/20/18	458 OHIO SCHOOL BOARDS ASSOC	160.00	W R 09/30/18
21195	09/20/18	1743 P&R COMMUNICATIONS SERVICE I	912.00	W R 09/30/18
21196	09/20/18	6066 PEARSON , INC.	552.28	W R 09/30/18
21197	09/20/18	1265 RUMPKE INC.	606.76	W R 09/30/18
21198	09/20/18	4140 S & S	728.82	W W
21199	09/20/18	6094 JASINSKI, SARAH	100.00	W R 09/30/18
21200	09/20/18	5192 SCHMITZ, TINA	545.00	W R 09/30/18
21201	09/20/18	5103 SCHOOL DATEBOOKS, INC	670.99	W R 09/30/18
21202	09/20/18	5227 SCHULZE, RYAN	105.00	W W
21203	09/20/18	5147 SCHWIETERMAN, BRIAN	44.99	W R 09/30/18
21204	09/20/18	3280 SHELL OIL COMPANY INC.	1,147.99	W R 09/30/18
21205	09/20/18	4520 SNEED, LAURA	232.50	W R 09/30/18
21206	09/20/18	3875 SOLID BLEND TECHNOLOGIES	478.05	W R 09/30/18
21207	09/20/18	5034 SPENCERVILLE HIGH SCHOOL	150.00	W R 09/30/18
21208	09/20/18	1445 HOCKER, STEVE	20.79	W R 09/30/18
21209	09/20/18	3791 STILLWATER VALLEY GOLF COURS	35.00	W R 09/30/18
21210	09/20/18	4099 STUDIES WEEKLY	328.95	W R 09/30/18
21211	09/20/18	5401 TRANSPORTATION ACCESSORIES C	122.35	W R 09/30/18
21212	09/20/18	3052 TREASURER, STATE OF OHIO	50.00	W R 09/30/18
21213	09/20/18	4636 TRI-VILLAGE ATHLETIC DEPT.	50.00	W V 09/30/18
21214	09/20/18	5121 TURTLE CREEK GOLF COURSE	90.00	W R 09/30/18
21215	09/20/18	3643 VECTREN ENERGY DELIVERY	258.44	W R 09/30/18
21216	09/20/18	1915 VERSAILLES EXEMPTED VILLAGE	175.00	W W
21217	09/20/18	3792 WAIBEL ENERGY SYSTEMS, INC	1,302.00	W R 09/30/18
21218	09/27/18	883 SOUTHWESTERN OH. EPC	47,968.21	W W
21219	09/28/18	3970 AMERICAN FIDELITY ASSURANCE	2,398.30	W W
21220	09/28/18	4967 AMERICAN FIDELITY ASSURANCE	1,207.28	W W
21221	09/28/18	3675 TIME WARNER CABLE	726.18	W W
211221	09/14/18	900744 FIFTH THIRD OF	131,194.13	C C
211222	09/14/18	900744 FIFTH THIRD OF	1,793.49	M M
211223	09/14/18	900885 School Employees Retirement	368.61	M M
211224	09/14/18	900847 STATE TEACHERS RETIREMENT	2,014.29	M M
211225	09/14/18	900885 School Employees Retirement	.00	M M
211226	09/14/18	900847 STATE TEACHERS RETIREMENT	.00	M M
211227	09/28/18	900744 FIFTH THIRD OF	131,783.02	C C
211228	09/28/18	900744 FIFTH THIRD OF	1,808.73	M M
211229	09/28/18	900885 School Employees Retirement	368.61	M M
211230	09/28/18	900885 School Employees Retirement	.00	M M
211231	09/28/18	900847 STATE TEACHERS RETIREMENT	2,014.29	M M
211232	09/28/18	900847 STATE TEACHERS RETIREMENT	.00	M M
901902	09/10/18	900006 GFS MEMO VENDOR	1,739.13	M M
901903	09/13/18	900000 Journal Entry	.00	M M
901904	09/13/18	900006 GFS MEMO VENDOR	12,000.00	M V 09/13/18
901905	09/13/18	900885 School Employees Retirement	14,292.63	M M

DATE: 10/02/2018  
TIME: 11:26:14

BRADFORD EXEMPTED VILLAGE SD  
SUMMARY CHECK REGISTER - ALL CHECKS

PAGE 4  
(CHECKS)

CHECK	DATE	NUMBER - VENDOR - NAME	AMOUNT	O-STS-C REC/VD
901906	09/13/18	900006 GFS MEMO VENDOR	1,941.47	M M
901907	09/20/18	900132 BRADFORD BOARD OF EDUC.	1,672.09	M M
901908	09/21/18	900006 GFS MEMO VENDOR	2,172.43	M M
901909	09/25/18	900000 Journal Entry	.00	M M
901910	09/26/18	900009 BRADFORD Advances	10,798.50	T T
901911	09/28/18	900000 Journal Entry	.00	M M
901912	09/30/18	900000 Journal Entry	.00	M M
901913	09/30/18	900006 GFS MEMO VENDOR	1,711.65	M M
901914	09/14/18	900000 Journal Entry	1.45	M M
901915	09/10/18	900009 BRADFORD Advances	15,000.00	T T
VOID	V	2	12,050.00	
RECONCILED	R	113	228,011.78	
OUTSTANDING	W,C,I,T,B	42	367,520.42	
MEMO	M	21	31,898.87	
REFUND	B	0	.00	
WARRANT	W	152	306,806.55	
PAYROLL	C	2	262,977.15	
TRANSFERS	T	2	25,798.50	
DIST/CORR	D	0	.00	
INVESTMENT	I	0	.00	
*** TOTAL CHECKS WRITTEN ***		178	639,481.07	

MDECA CREATED (FINJOU)

\*\*\* NOTE!! ONLY ACTIVE ACCOUNTS HAVE BEEN SELECTED, TOTALS MAY EXCLUDE AMOUNTS THAT ARE RELATED TO INACTIVE ACCOUNTS. \*\*\*

	BEGINNING BALANCE	MTD RECEIPTS	FYTD RECEIPTS	MTD EXPENDITURES	FYTD EXPENDITURES	AVAILABLE BALANCE	TOTAL ENCUMBERED	TOTAL UNENCUMB BALANCE
*****								
** FUND 001 **								
*****								
0000 GENERAL FUND	\$5,760,751.40	488,053.87	2,115,644.88	498,668.31	1,616,590.08	\$6,259,806.20	\$1,138,665.97	\$5,121,140.23
9000 GENERAL	\$5,151.82	.00	.00	.00	.00	\$5,151.82	\$0.00	\$5,151.82
9002 SED BUS PURCHASE SET-ASIDES DARKE CO	\$31,156.92	.00	.00	.00	.00	\$31,156.92	\$0.00	\$31,156.92
9003 MH BUS PURCHASE SET-ASIDES - DARKE CO	\$66,502.99	.00	.00	.00	.00	\$66,502.99	\$0.00	\$66,502.99
9045 GENERAL	\$33,094.47	.00	2,433.66	.00	.00	\$35,528.13	\$0.00	\$35,528.13
9118 GENERAL FUND EXPENDITURE FOR LITERACY GRANT	\$0.00	.00	.00	5,723.94	5,723.94	\$5,723.94-	\$0.00	\$5,723.94-
9119 STRIVING READERS GRANT	\$0.00	.00	.00	3,873.90	3,873.90	\$3,873.90-	\$0.00	\$3,873.90-
9121 TEXTBOOK AND INSTRUCTIONAL MATERIALS SET-ASID	\$109,538.73	.00	.00	426.89	1,694.31	\$107,844.42	\$26,204.60	\$81,639.82
9122 CAPITAL MAINTENANCE SET-ASIDES	\$270,594.99-	.00	.00	157,777.75	160,059.41	\$430,654.40-	\$1,708.29	\$432,362.69-
9125 Cafeteria Plan Refunds	\$651.98	.00	.00	.00	.00	\$651.98	\$0.00	\$651.98
9194 GENERAL FUND - STATE BUS PURCHASE ALLOWANCE	\$4,229.48	.00	.00	.00	.00	\$4,229.48	\$0.00	\$4,229.48
9195 GENERAL FUND - PARITY	\$116,690.81	.00	.00	.00	.00	\$116,690.81	\$0.00	\$116,690.81
9215 BOOSTER CLUB MONEY FOR FOOD ACTIVITIES	\$0.00	476.32	901.91	800.38	1,225.97	\$324.06-	\$574.41	\$898.47-
9221 TRANSPORTATION USING VAN	\$0.00	.00	.00	.00	.00	\$0.00	\$975.00	\$375.00-
9222 GENERAL	\$230.83	.00	13.25	.00	.00	\$244.08	\$0.00	\$244.08
9318 PETTY CASH ACCOUNTS	\$0.00	.00	.00	.00	100.00	\$100.00-	\$0.00	\$100.00-
9320 GENERAL	\$30.00	.00	.00	.00	.00	\$30.00	\$0.00	\$30.00
9412 GENERAL STATE SETASIDE	\$113,345.65	.00	.00	.00	.00	\$113,345.65	\$0.00	\$113,345.65
9718 GENERAL	\$30,364.46-	.00	.00	175.16	32,299.40	\$62,663.86-	\$953.83	\$63,617.69-

MDECA CREATED (FINJOU)

\*\*\* NOTE: ONLY ACTIVE ACCOUNTS HAVE BEEN SELECTED, TOTALS MAY EXCLUDE AMOUNTS THAT ARE RELATED TO INACTIVE ACCOUNTS. \*\*\*

	BEGINNING BALANCE	MTD RECEIPTS	FYTD RECEIPTS	MTD EXPENDITURES	FYTD EXPENDITURES	AVAILABLE BALANCE	TOTAL ENCUMBERED	TOTAL UNENCUMB BALANCE
TOT 001:	\$5,940,415.63	488,530.19	2,118,993.70	667,446.33	1,821,567.01	\$6,237,842.32	\$1,166,482.10	\$5,069,360.22
=====								
*****								
** FUND 002 **								
*****								
0000 BOND RETIREMENT 4.12 MILLS BOND RES/BLDG 2020					700.03	\$185,278.62	\$ .00	\$185,278.62
\$146,680.65	6,309.26	39,288.00						
9020 BOND RETIREMENT .58 MILLS BOND SITE 2020					50.27	\$29,603.54	\$ .00	\$29,603.54
\$24,209.00	874.12	5,444.81						
TOT 002:	\$170,889.65	7,183.38	44,742.81	.00	750.30	\$214,882.16	\$ .00	\$214,882.16
=====								
*****								
** FUND 003 **								
*****								
0000 PERMANENT IMPROVEMENT FUND								
\$441,263.90	.00	.00	.00	.00	.00	\$441,263.90	\$ .00	\$441,263.90
TOT 003:	\$441,263.90	.00	.00	.00	.00	\$441,263.90	\$ .00	\$441,263.90
=====								
*****								
** FUND 006 **								
*****								
0000 LUNCHROOM/FOOD SERVICE								
\$91,719.10	14,545.52	21,316.90	21,296.00	54,557.73	\$58,478.27	\$15,092.49	\$43,385.78	
9318 PETTY CASH ACCOUNTS								
\$ .00	.00	.00	.00	80.00	\$80.00-	\$ .00	\$80.00-	

FINANCIAL REPORT BY FUND (with fund totals)

BRADFORD EXEMPTED VILLAGE SD

MDECA CREATED (FINJOU)

\*\*\* NOTE!! ONLY ACTIVE ACCOUNTS HAVE BEEN SELECTED, TOTALS MAY EXCLUDE AMOUNTS THAT ARE RELATED TO INACTIVE ACCOUNTS. \*\*\*

	BEGINNING BALANCE	MTD RECEIPTS	FYTD RECEIPTS	MTD EXPENDITURES	FYTD EXPENDITURES	AVAILABLE BALANCE	TOTAL ENCUMBERED	TOTAL UNENCUMB BALANCE
TOT 006:	\$91,719.10	14,545.52	21,316.90	21,296.00	54,637.73	\$58,398.27	\$15,092.49	\$43,305.78
=====								
*****								
** FUND 007 **								
*****								
9900 UNCLAIMED FUNDS	\$489.73	.00	.00	.00	.00	\$489.73	\$ .00	\$489.73
9900 BRADFORD FIRE & RESCUE SCHOLARSHIP	\$500.00	.00	.00	.00	.00	\$500.00	\$ .00	\$500.00
9901 CREIGLOW SCHOLARSHIP FUND	\$1,000.00	.00	.00	.00	250.00	\$750.00	\$250.00	\$500.00
9902 BLESSED DIRECTION INC. SCHOLARSHIP	\$5,500.00	.00	.00	.00	500.00	\$5,000.00	\$4,000.00	\$1,000.00
9903 MAX WEAVER SCHOLARSHIP FUND	\$500.00	.00	.00	.00	.00	\$500.00	\$ .00	\$500.00
9905 MISC SCHOLARSHIP DONATIONS	\$3,250.00	.00	.00	.00	.00	\$3,250.00	\$ .00	\$3,250.00
9906 COVINGTON EAGLES SCHOLARSHIP FUND	\$9,774.62	.00	.00	.00	.00	\$9,774.62	\$750.00	\$3,024.62
9907 PEPSI AND COCA-COLA SCHOLARSHIP FUNDS	\$2,500.00	.00	.00	.00	.00	\$2,500.00	\$ .00	\$2,500.00
9908 RICHARD "DICK" HARMON SCHOLARSHIP FUND	\$25,500.00	.00	.00	.00	.00	\$25,500.00	\$ .00	\$25,500.00
9909 VERNON LINDEMAN LINEMAN SCHOLARSHIP	\$1,000.00	.00	.00	.00	.00	\$1,000.00	\$ .00	\$1,000.00
9910 AAA SCHOLARSHIP FUND	\$ .00	.00	.00	.00	.00	\$ .00	\$ .00	\$ .00
9911 RAY PRUITT SCHOLARSHIP FUND	\$ .00	.00	.00	.00	.00	\$ .00	\$ .00	\$ .00
9912 HAROLD MARKER SCHOLARSHIP FUND	\$2,000.00	.00	.00	.00	.00	\$2,000.00	\$2,000.00	\$ .00
9996 PRODUCTION PAINT FINISHERS GRANT/SPECIAL TRUS	\$4,007.99	.00	.00	.00	.00	\$4,007.99	\$500.00	\$4,507.99
TOT 007:	\$34,506.36	.00	.00	.00	750.00	\$33,756.36	\$7,500.00	\$26,256.36
=====								

BRADFORD EXEMPTED VILLAGE SD FINANCIAL REPORT BY FUND (with fund totals)

MDECA CREATED (FINJOU)  
\*\*\* NOTE!! ONLY ACTIVE ACCOUNTS HAVE BEEN SELECTED, TOTALS MAY EXCLUDE AMOUNTS THAT ARE RELATED TO INACTIVE ACCOUNTS. \*\*\*

BEGINNING BALANCE	MTD RECEIPTS	FYTD RECEIPTS	MTD EXPENDITURES	FYTD EXPENDITURES	AVAILABLE BALANCE	TOTAL ENCUMBERED	TOTAL UNENCUMB BALANCE
*****							
** FUND 008 **							
*****							
0000 MADE KINDERGARTEN	18.51	54.58	.00	.00	\$10,351.40	\$ .00	\$10,351.40
9202 BEARD ENDOWMENT	\$44,278.42	234.72	.00	.00	\$44,513.14	\$1,000.00	\$43,513.14
TOT 008:	\$54,575.24	289.30	.00	.00	\$54,864.54	\$1,000.00	\$53,864.54
=====							
*****							
** FUND 010 **							
*****							
0000 CLASSROOM FACILITIES	.00	.00	.00	.00	\$ .00	\$ .00	\$ .00
TOT 010:	.00	.00	.00	.00	\$ .00	\$ .00	\$ .00
=====							
*****							
** FUND 018 **							
*****							
9110 PRINCIPAL FUND - ELEMENTARY	\$15,334.19	888.14	44.90	2,191.84	\$14,030.49	\$2,811.83	\$11,218.66
9113 ELEMENTARY PRINCIPAL -BOX TOPS	\$13,216.28	.00	301.93	301.93	\$12,914.35	\$795.47	\$12,118.88
9130 HIGH SCHOOL PRINCIPAL FUND	\$2,597.20	697.86	48.75	333.75	\$2,961.31	\$1,141.25	\$1,820.06
9131 HIGH SCHOOL PRINCIPAL (AFTER PROM) FUND	\$250.00	.00	.00	.00	\$250.00	\$ .00	\$250.00
9222 HIGH SCHOOL PRINCIPAL FUND LIBRARY	\$2,188.00	.00	.00	.00	\$2,188.00	\$ .00	\$2,188.00

MDECA CREATED (FINJOU)

\*\*\* NOTE!! ONLY ACTIVE ACCOUNTS HAVE BEEN SELECTED, TOTALS MAY EXCLUDE AMOUNTS THAT ARE RELATED TO INACTIVE ACCOUNTS. \*\*\*

	BEGINNING BALANCE	MTD RECEIPTS	FYTD RECEIPTS	MTD EXPENDITURES	FYTD EXPENDITURES	AVAILABLE BALANCE	TOTAL ENCUMBERED	TOTAL UNENCUMB BALANCE
TOT 018:	\$33,585.67	264.00	1,586.00	395.58	2,827.52	\$32,344.15	\$4,748.55	\$27,595.60
=====								
*****								
** FUND 019 **								
*****								
0000 OTHER GRANT								
9001 SHOPA KIDS IN NEED FOUNDATION GRANT	\$ .00	.00	2.85	.00	.00	\$2.85	\$ .00	\$2.85
9003 MIAMI COUNTY FOUNDATION-FEELING GOOD MILE HIG	\$ .35	.00	.00	.00	.00	\$ .35	\$ .00	\$ .35
9004 RADIO & TEL NEWS DIRECTORS FOUND MEDIA TECH	\$1.84	.00	.00	.00	.00	\$1.84	\$ .00	\$1.84
9005 ECO GARDEN GRANT MIAMI COUNTY PARK DISTRICT	\$174.02	.00	.00	.00	.00	\$174.02	\$ .00	\$174.02
9007 REED - VALEDICTORIAN/MEMORIAL	\$500.00	.00	.00	.00	.00	\$500.00	\$ .00	\$500.00
9008 MIAMI COUNTY FOUNDATION ECO GARDEN GRANT	\$309.58	.00	.00	.00	.00	\$309.58	\$ .00	\$309.58
9009 ELEMENTARY ART - TROY FOUNDATION	\$3.75	.00	.00	.00	.00	\$3.75	\$ .00	\$3.75
9011 MIAMI COUNTY FOUNDATION ALL ABOARD PROGRAM	\$12.91	.00	.00	.00	.00	\$12.91	\$ .00	\$12.91
9012 MAC GRANT	\$102.22	.00	.00	.00	.00	\$102.22	\$ .00	\$102.22
9015 MIAMI COUNTY FOUNDATION ELEMENTARY GRANT	\$1,093.18	.00	.00	.00	.00	\$1,093.18	\$ .00	\$1,093.18
9017 EAGLES-COVINGTON DONATION	\$20.25	.00	.00	.00	.00	\$20.25	\$ .00	\$20.25
9018 MIAMI COUNTY FOUNDATION-ART DISCOVERY CAMP	\$5,927.64	.00	.00	.00	.00	\$5,927.64	\$ .00	\$5,927.64
9021 TROY FOUNDATION FIELD TRIP GRANT	\$512.62	.00	.00	.00	.00	\$512.62	\$ .00	\$512.62
9022 MISCELLANEOUS FIELD TRIP GRANTS	\$ .00	.00	.00	.00	.00	\$ .00	\$ .00	\$ .00
9023 VIVIAN RUSSELL KINDERGARTEN FUND	\$758.76	.00	.00	.00	.00	\$758.76	\$ .00	\$758.76
9024 ANNA BIER ART GRANT	\$57.87	.00	.00	.00	.00	\$57.87	\$ .00	\$57.87
9025 COMMUNITY BLOOD CENTER GRANT	\$593.99	.00	.00	.00	.00	\$593.99	\$92.90	\$501.09
	\$ .00	.00	.00	.00	.00	\$ .00	\$ .00	\$ .00

MDECA CREATED (FINJOU)

\*\*\* NOTE!! ONLY ACTIVE ACCOUNTS HAVE BEEN SELECTED, TOTALS MAY EXCLUDE AMOUNTS THAT ARE RELATED TO INACTIVE ACCOUNTS. \*\*\*

BEGINNING BALANCE	MTD RECEIPTS	FYTD RECEIPTS	MTD EXPENDITURES	FYTD EXPENDITURES	AVAILABLE BALANCE	TOTAL ENCUMBERED	TOTAL UNENCUMB BALANCE
9026 BELIEVE IN OHIO GRANT							
\$67.65	.00	.00	.00	.00	\$67.65	\$0.00	\$67.65
9027 TRI-COUNTY BOARD OF REC AND MENTAL HEALTH GRA							
\$0.00	.00	.00	.00	.00	\$0.00	\$0.00	\$0.00
9131 MIAMI COUNTY FOUNDATION SEMI-ANNUAL GRANT							
\$1,560.54	.00	.00	.00	.00	\$1,560.54	\$0.00	\$1,560.54
9132 OTHER GRANT RENAISSANCE							
\$0.00	.00	.00	.00	.00	\$0.00	\$0.00	\$0.00
9181 MIAMI COUNTY PARKS - GIZMOS GRANT							
\$2,200.00	.00	.00	2,195.00	2,195.00	\$5.00	\$0.00	\$5.00
9182 Miami County Parks-7th Growth Mindsets							
\$1,750.00	.00	.00	1,750.00	1,750.00	\$0.00	\$0.00	\$0.00
9222 OTHER GRANT LIBRARY							
\$10.00	.00	.00	.00	.00	\$10.00	\$0.00	\$10.00
9230 OTHER GRANT							
\$150.00	.00	.00	.00	.00	\$150.00	\$0.00	\$150.00
9410 GRANT FROM DARKE COUNTY FOUNDATION							
\$0.00	.00	1,100.00	.00	.00	\$1,100.00	\$0.00	\$1,100.00
9517 OTHER GRANT							
\$6,400.00	.00	.00	.00	.00	\$6,400.00	\$0.00	\$6,400.00
TOT 019:	\$22,207.17	1,102.85	3,945.00	3,945.00	\$19,365.02	\$92.90	\$19,272.12

\*\*\*\*\*  
\*\* FUND 022 \*\*  
\*\*\*\*\*

0000 OHSAA TOURNAMENT ACCOUNTS

\$399.54	.00	.00	.00	.00	\$399.54	\$0.00	\$399.54
9718 DISTRICT AGENCY							
\$1,039.96	.00	.00	.00	.00	\$1,039.96	\$0.00	\$1,039.96
TOT 022:	\$1,439.50	.00	.00	.00	\$1,439.50	\$0.00	\$1,439.50

\*\*\*\*\*  
\*\* FUND 034 \*\*  
\*\*\*\*\*

0000 CLASSROOM FAC. MAINT.

\$440,324.63	1,350.66	6,498.67	.00	143.17	\$448,680.13	\$0.00	\$448,680.13
--------------	----------	----------	-----	--------	--------------	--------	--------------



BRADFORD EXEMPTED VILLAGE SD FINANCIAL REPORT BY FUND (with fund totals)

MDECA CREATED (FINJOU)  
\*\*\* NOTE!! ONLY ACTIVE ACCOUNTS HAVE BEEN SELECTED, TOTALS MAY EXCLUDE AMOUNTS THAT ARE RELATED TO INACTIVE ACCOUNTS. \*\*\*

	BEGINNING BALANCE	MTD RECEIPTS	FYTD RECEIPTS	MTD EXPENDITURES	FYTD EXPENDITURES	AVAILABLE BALANCE	TOTAL ENCUMBERED	TOTAL UNENCUMBERED BALANCE
9045 MAINTENANCE FUND DELINQUENCIES	\$596.01	.00	42.59	.00	.00	\$638.54	\$ .00	\$638.54
TOT 034:	\$440,920.64	1,350.66	6,541.20	.00	143.17	\$449,318.67	\$ .00	\$449,318.67
=====								
*****								
** FUND 200 **								
*****								
9000 MULTIPLE DISABILITIES CLASS	\$2,499.44	.00	.00	.00	.00	\$2,499.44	\$ .00	\$2,499.44
9015 CLASS OF 2015	\$ .00	.00	.00	.00	.00	\$ .00	\$ .00	\$ .00
9016 CLASS OF 2016	\$ .00	.00	.00	.00	.00	\$ .00	\$ .00	\$ .00
9017 CLASS OF 2017	\$ .00	.00	.00	.00	.00	\$ .00	\$ .00	\$ .00
9018 CLASS OF 2018	\$308.56	.00	.00	.00	.00	\$308.56	\$308.56	\$ .00
9019 CLASS OF 2019	\$1,617.34	719.00	719.00	.00	75.00	\$2,261.34	\$1,767.18	\$494.16
9020 CLASS OF 2020	\$1,018.15	240.00	240.00	.00	.00	\$1,258.15	\$540.00	\$718.15
9021 CLASS OF 2021	\$1,402.05	.00	.00	.00	.00	\$1,402.05	\$ .00	\$1,402.05
9022 CLASS OF 2022	\$ .00	.00	.00	.00	.00	\$ .00	\$ .00	\$ .00
9119 POWER OF THE PEN	\$280.00	.00	.00	.00	.00	\$280.00	\$ .00	\$280.00
9128 SPANISH CLUB	\$28.73	260.00	260.00	.00	.00	\$288.73	\$ .00	\$288.73
9130 MUSE MACHINE	\$2,001.22	.00	.00	.00	.00	\$2,001.22	\$ .00	\$2,001.22
9131 DRAMA CLUB	\$6,099.49	.00	.00	.00	.00	\$6,099.49	\$ .00	\$6,099.49
9132 RENAISSANCE	\$ .00	.00	.00	.00	.00	\$ .00	\$ .00	\$ .00
9133 GLEE CLUB	\$368.65	.00	.00	.00	.00	\$368.65	\$ .00	\$368.65
9320 HIGH SCHOOL FAMILY & CONSUMER SCIENCE	\$ .00	.00	.00	.00	.00	\$ .00	\$ .00	\$ .00
9330 FUTURE FARMERS OF AMERICA	\$4,751.01	1,488.50	1,656.50	225.84	1,457.84	\$4,949.67	\$2,998.16	\$1,951.51

MDECA CREATED (FINJOU)

\*\*\* NOTE!! ONLY ACTIVE ACCOUNTS HAVE BEEN SELECTED, TOTALS MAY EXCLUDE AMOUNTS THAT ARE RELATED TO INACTIVE ACCOUNTS. \*\*\*

BEGINNING BALANCE	MTD RECEIPTS	FYTD RECEIPTS	MTD EXPENDITURES	FYTD EXPENDITURES	AVAILABLE BALANCE	TOTAL ENCUMBERED	TOTAL UNENCUMB BALANCE
9400 HIGH SCHOOL MUSIC DEPARTMENT	.00	.00	.00	.00	\$571.12	\$ .00	\$571.12
9610 ELEMENTARY STUDENT COUNCIL	.00	.00	.00	.00	\$648.32	\$ .00	\$648.32
9630 HIGH SCHOOL STUDENT COUNCIL	.00	.00	.00	.00	\$1,179.06	\$ .00	\$1,179.06
9680 YEARBOOK	\$6,529.26	2,090.00	.00	.00	\$8,619.26	\$2,355.00	\$6,264.26
9710 NATIONAL HONOR SOCIETY	\$321.27-	.00	.00	.00	\$321.27-	\$ .00	\$321.27-
TOT 200:	\$28,981.13	4,965.50	225.84	1,532.84	\$32,413.79	\$7,968.90	\$24,444.89

\*\*\*\*\*

\*\* FUND 300 \*\*

\*\*\*\*\*

9001 HIGH SCHOOL ART	\$721.58	.00	.00	.00	\$721.58	\$ .00	\$721.58
9002 WASHINGTON DC TRIP - 8TH GRADE	\$8,441.78	7,045.25	.00	.00	\$15,487.03	\$8,000.00	\$7,487.03
9004 MEDIA-TECH CLASS	\$5.57	.00	.00	.00	\$5.57	\$ .00	\$5.57
9190 ROADER BALLOONS	\$ .00	.00	.00	.00	\$ .00	\$ .00	\$ .00
9500 ATHLETIC DIRECTOR	\$13,973.18	53,583.69	7,587.41	18,690.46	\$48,866.41	\$31,913.28	\$16,953.13
9501 ATHLETIC DIRECTOR FSN	\$750.00	.00	.00	.00	\$750.00	\$ .00	\$750.00
TOT 300:	\$23,892.11	60,628.94	7,587.41	18,690.46	\$65,850.59	\$39,913.28	\$25,917.31

\*\*\*\*\*

\*\* FUND 451 \*\*

\*\*\*\*\*

9216 FY16 DATA COMM	\$ .00	.00	.00	.00	\$ .00	\$ .00	\$ .00
9217 FY17 DATA COMM	\$ .00	.00	.00	.00	\$ .00	\$ .00	\$ .00





MDECA CREATED (FINJOU)  
\*\*\* NOTE!! ONLY ACTIVE ACCOUNTS HAVE BEEN SELECTED, TOTALS MAY EXCLUDE AMOUNTS THAT ARE RELATED TO INACTIVE ACCOUNTS. \*\*\*

	BEGINNING BALANCE	MTD RECEIPTS	FYTD RECEIPTS	MTD EXPENDITURES	FYTD EXPENDITURES	AVAILABLE BALANCE	TOTAL ENCUMBERED	TOTAL UNENCUMB BALANCE
TOT 516:	\$ .00	.00	.00	.00	.00	\$ .00	\$ .00	\$ .00
=====								
*****								
** FUND 592 **								
*****								
992N STATE FISCAL STABILIZATION FUND (SFSF) STIMUL	\$ .00	.00	.00	.00	.00	\$ .00	\$ .00	\$ .00
992O STATE FISCAL STABILIZATION FUND (SFSF) STIMUL	\$ .00	.00	.00	.00	.00	\$ .00	\$ .00	\$ .00
TOT 592:	\$ .00	.00	.00	.00	.00	\$ .00	\$ .00	\$ .00
=====								
*****								
** FUND 593 **								
*****								
9210 TITLE II-TECH FY2010	.00	.00	.00	.00	.00	\$ .00	\$ .00	\$ .00
9211 TITLE II-TECH FY2011	.00	.00	.00	.00	.00	\$ .00	\$ .00	\$ .00
9212 TITLE II-D TECH FY2012	.00	.00	.00	.00	.00	\$ .00	\$ .00	\$ .00
TOT 593:	\$ .00	.00	.00	.00	.00	\$ .00	\$ .00	\$ .00
=====								
*****								
** FUND 572 **								
*****								
0000 TITLE I	\$148.94	.00	396.90	.00	.00	\$485.84	\$ .00	\$485.84
9209 TITLE I DISADVANTAGED YOUTH FY2009	.00	.00	.00	.00	.00	\$ .00	\$ .00	\$ .00

MDECA CREATED (FINJOU)

\*\*\* NOTE!! ONLY ACTIVE ACCOUNTS HAVE BEEN SELECTED, TOTALS MAY EXCLUDE AMOUNTS THAT ARE RELATED TO INACTIVE ACCOUNTS. \*\*\*

	BEGINNING BALANCE	MTD RECEIPTS	FYTD RECEIPTS	MTD EXPENDITURES	FYTD EXPENDITURES	AVAILABLE BALANCE	TOTAL ENCUMBERED	TOTAL UNENCUMBERED BALANCE
9210 TITLE I DISADVANTAGED YOUTH FY2010	\$ .00	.00	.00	.00	.00	\$ .00	\$ .00	\$ .00
9211 TITLE I DISADVANTAGED YOUTH FY2011	\$ .00	.00	.00	.00	.00	\$ .00	\$ .00	\$ .00
9213 TITLE I DISADVANTAGES YOUTH FY2013	\$ .00	.00	.00	.00	.00	\$ .00	\$ .00	\$ .00
9214 TITLE I DISADVANTAGED YOUTH FY2014	\$ .00	.00	.00	.00	.00	\$ .00	\$ .00	\$ .00
9215 TITLE I DISADVANTAGED YOUTH FY2015	\$ .00	.00	.00	.00	.00	\$ .00	\$ .00	\$ .00
9216 TITLE I DISADVANTAGE YOUTH FY16	\$ .00	.00	.00	.00	.00	\$ .00	\$ .00	\$ .00
9217 TITLE I DISADVANTAGED YOUTH FY17	\$ .00	.00	.00	.00	.00	\$ .00	\$ .00	\$ .00
9218 TITLE I DISADVANTAGED YOUTH FY18	\$ .00	.00	.00	.00	.00	\$ .00	\$ .00	\$ .00
932N TITLE I STIMULUS FY2010	\$ .00	.00	.00	.00	.00	\$ .00	\$ .00	\$ .00
932O TITLE I STIMULUS FY2011	\$ .00	.00	.00	.00	.00	\$ .00	\$ .00	\$ .00
9718 TITLE I DISADVANTAGES YOUTH FY18	\$ .00	.00	.00	.00	.00	\$ .00	\$ .00	\$ .00
9819 TITLE ONE 2018-2019 SCHOOL YEAR	\$ 15,000.00		30,000.00	13,977.85	18,422.68	\$ 11,577.32	\$ .00	\$ 11,577.32
TOT 572:	\$ 148.94	15,000.00	30,396.90	13,977.85	18,422.68	\$ 12,063.16	\$ .00	\$ 12,063.16
=====								
*****								
** FUND 573 **								
*****								
9209 TITLE V FY2009	\$ .00	.00	.00	.00	.00	\$ .00	\$ .00	\$ .00
TOT 573:	\$ .00	.00	.00	.00	.00	\$ .00	\$ .00	\$ .00
=====								
*****								
** FUND 584 **								
*****								

BRADFORD EXEMPTED VILLAGE SD FINANCIAL REPORT BY FUND (With fund totals)

MDECA CREATED (FINJOU)  
\*\*\* NOTE!! ONLY ACTIVE ACCOUNTS HAVE BEEN SELECTED, TOTALS MAY EXCLUDE AMOUNTS THAT ARE RELATED TO INACTIVE ACCOUNTS. \*\*\*

	BEGINNING BALANCE	MTD RECEIPTS	FYTD RECEIPTS	MTD EXPENDITURES	FYTD EXPENDITURES	AVAILABLE BALANCE	TOTAL ENCUMBERED	TOTAL UNENCUMB BALANCE
9209 SAFE AND DRUG FREE FY2009	.00	.00	.00	.00	.00	\$ .00	\$ .00	\$ .00
9210 SAFE AND DRUG FREE FY2010	.00	.00	.00	.00	.00	\$ .00	\$ .00	\$ .00
TOT 584:	.00	.00	.00	.00	.00	\$ .00	\$ .00	\$ .00
*****								
** FUND 587 **								
*****								
9017 PRESCHOOL MONIES	.00	.00	.00	.00	.00	\$ .00	\$ .00	\$ .00
9018 PRESCHOOL MONIES	.00	.00	.00	.00	.00	\$ .00	\$ .00	\$ .00
9209 IDEA PRESCHOOL SPEC ED FY2009 FLOWTHRU	.00	.00	.00	.00	.00	\$ .00	\$ .00	\$ .00
9210 IDEA PRESCHOOL SPEC ED FY2010	.00	.00	.00	.00	.00	\$ .00	\$ .00	\$ .00
9211 IDEA PRESCHOOL SPEC ED FY2011	.00	.00	.00	.00	.00	\$ .00	\$ .00	\$ .00
9212 IDEA PRESCHOOL SPEC ED FY2012	.00	.00	.00	.00	.00	\$ .00	\$ .00	\$ .00
9213 IDEA PRESCHOOL SPEC ED FY2013	.00	.00	.00	.00	.00	\$ .00	\$ .00	\$ .00
9214 IDEA PRESCHOOL SPEC ED FY2013	.00	.00	.00	.00	.00	\$ .00	\$ .00	\$ .00
9215 IDEA PRESCHOOL SPEC ED FY2015	.00	.00	.00	.00	.00	\$ .00	\$ .00	\$ .00
9216 IDEA PRESCHOOL SPEC ED FY2016	.00	.00	.00	.00	.00	\$ .00	\$ .00	\$ .00
9217 IDEA PRESCHOOL SPEC ED FY2017	.00	.00	.00	.00	.00	\$ .00	\$ .00	\$ .00
982N IDEA B FY2010 STIMULUS	.00	.00	.00	.00	.00	\$ .00	\$ .00	\$ .00
982O IDEA B FY2011 STIMULUS	.00	.00	.00	.00	.00	\$ .00	\$ .00	\$ .00
9718 IDEA	.00	.00	.00	.00	.00	\$ .00	\$ .00	\$ .00
9819 PRESCHOOL GRANT FOR 2018-2019	.00	.00	.00	.00	.00	\$ .00	\$ .00	\$ .00

MDECA CREATED (FINJOU)  
 \*\*\* NOTE!! ONLY ACTIVE ACCOUNTS HAVE BEEN SELECTED, TOTALS MAY EXCLUDE AMOUNTS THAT ARE RELATED TO INACTIVE ACCOUNTS. \*\*\*

	BEGINNING BALANCE	MTD RECEIPTS	FYTD RECEIPTS	MTD EXPENDITURES	FYTD EXPENDITURES	AVAILABLE BALANCE	TOTAL ENCUMBERED	TOTAL UNENCUMB BALANCE
TOT 587:	\$ .00	.00	.00	.00	.00	\$ .00	\$ .00	\$ .00
*****								
** FUND 590 **								
*****								
9014 IMPROVING TEACHER QUALITY FY14	\$ .00	.00	.00	.00	.00	\$ .00	\$ .00	\$ .00
9209 IMPROVING TEACHER QUALITY FY2009	\$ .00	.00	.00	.00	.00	\$ .00	\$ .00	\$ .00
9210 IMPROVING TEACHER QUALITY FY2010	\$ .00	.00	.00	.00	.00	\$ .00	\$ .00	\$ .00
9211 IMPROVING TEACHER QUALITY FY2011	\$ .00	.00	.00	.00	.00	\$ .00	\$ .00	\$ .00
9212 IMPROVING TEACHER QUALITY FY2012	\$ .00	.00	.00	.00	.00	\$ .00	\$ .00	\$ .00
9213 IMPROVING TEACHER QUALITY FY2013	\$ .00	.00	.00	.00	.00	\$ .00	\$ .00	\$ .00
9214 IMPROVING TEACHER QUALITY FY2014	\$ .00	.00	.00	.00	.00	\$ .00	\$ .00	\$ .00
9215 IMPROVING TEACHER QUALITY FY2015	\$ .00	.00	.00	.00	.00	\$ .00	\$ .00	\$ .00
9216 IMPROVING TEACHER QUALITY FY2016	\$ .00	.00	.00	.00	.00	\$ .00	\$ .00	\$ .00
9217 IMPROVING TEACHER QUALITY FY2017	\$ .00	.00	.00	.00	.00	\$ .00	\$ .00	\$ .00
9218 IMPROVING TEACHER QUALITY FY18	\$ .00	.00	.00	.00	.00	\$ .00	\$ .00	\$ .00
9718 IMPROVING TEACHER QUALITY FY2018	\$ .00	.00	.00	.00	.00	\$ .00	\$ .00	\$ .00
9819 TITLE IIA FOR THE 2018-2019 SCHOOL YEAR	\$ .00	.00	.00	.00	.00	\$ .00	\$ .00	\$ .00
TOT 590:	\$ .00	.00	.00	.00	.00	\$ .00	\$ .00	\$ .00

\*\*\*\*\*  
 \*\* FUND 599 \*\*  
 \*\*\*\*\*



MDECA CREATED (FINJOU)

\*\*\* NOTE!! ONLY ACTIVE ACCOUNTS HAVE BEEN SELECTED, TOTALS MAY EXCLUDE AMOUNTS THAT ARE RELATED TO INACTIVE ACCOUNTS. \*\*\*

	BEGINNING BALANCE	MTD RECEIPTS	FYTD RECEIPTS	MTD EXPENDITURES	FYTD EXPENDITURES	AVAILABLE BALANCE	TOTAL ENCUMBERED	TOTAL UNENCUMB BALANCE
0000 OTHER MISC FEDERAL GRANTS	\$15.73	.00	35.58	.00	.00	\$51.31	\$ .00	\$51.31
9118 MISC. FED. GRANT	\$ .00	7,721.34	7,721.34	2,400.48	7,754.67	\$33.33-	\$ .00	\$33.33-
9119 MISC. FED. GRANT	\$ .00	.00	.00	294.41	294.41	\$294.41-	\$ .00	\$294.41-
9199 GRANT SMALL RURAL SCHOOL GRANTS	\$ .00	.00	.00	.00	.00	\$ .00	\$18,279.10	\$18,279.10-
9209 TITLE II-D FY2009	\$ .00	.00	.00	.00	.00	\$ .00	\$ .00	\$ .00
9210 TITLE II-D FY2010	\$ .00	.00	.00	.00	.00	\$ .00	\$ .00	\$ .00
9718 MISC. FED. GRANT	\$ .00	.00	.00	.00	.00	\$ .00	\$ .00	\$ .00
9819 TITLE IV FOR THE 2018-2019 SCHOOL YEAR	\$ .00	8,116.00	8,116.00	8,116.00	8,116.00	\$ .00	\$ .00	\$ .00
9909 REAP 2008-2009 FEDERAL GRANT	\$ .00	.00	.00	.00	.00	\$ .00	\$ .00	\$ .00
9910 REAP FY2010	\$ .00	.00	.00	.00	.00	\$ .00	\$ .00	\$ .00
9911 REAP FY2011	\$ .00	.00	.00	.00	.00	\$ .00	\$ .00	\$ .00
9912 REAP FY2012	\$ .00	.00	.00	.00	.00	\$ .00	\$ .00	\$ .00
9913 REAP FY2013	\$ .00	.00	.00	.00	.00	\$ .00	\$ .00	\$ .00
9914 REAP FY2014	\$ .00	.00	.00	.00	.00	\$ .00	\$ .00	\$ .00
9915 REAP FY2105	\$ .00	.00	.00	.00	.00	\$ .00	\$ .00	\$ .00
9916 REAP FY2016	\$ .00	.00	.00	.00	.00	\$ .00	\$ .00	\$ .00
9917 REAP FY2017	\$ .00	.00	.00	.00	.00	\$ .00	\$ .00	\$ .00
9918 REAP GRANT FOR 2017-2018	\$2,535.00	.00	.00	550.00	2,535.00	\$ .00	\$ .00	\$ .00
	\$12,973.50	.00	11,364.50	2,484.00	2,484.00	\$21,854.00	\$1,950.00	\$19,904.00
TOT 599:	\$15,524.23	7,721.34	27,237.42	9,043.93	21,184.08	\$21,577.57	\$20,229.10	\$1,348.47

GRAND TOTALS:

\$7,300,069.27 551,999.41 2,319,889.02 724,065.44 1,944,588.29 \$7,675,860.00 \$1,265,027.32 \$6,410,832.68

\*\*\* NOTE!! ONLY ACTIVE ACCOUNTS HAVE BEEN SELECTED, TOTALS MAY EXCLUDE AMOUNTS THAT ARE RELATED TO INACTIVE ACCOUNTS. \*\*\*

BRADFORD EXEMPTED VILLAGE SD  
 APPROPRIATION COMPLIANCE VERIFICATION  
 Based On Expendable Amount  
 Summary Report By Fund

FUND	DESCRIPTION	BEGIN CASH	REVSUM TOTAL	APPSUM TOTAL	CASH+REVS-APPS	ACTUAL FYTD RECEIPT
Total Fund 001	GENERAL	5,940,415.63	7,052,477.00	7,711,286.46	5,281,606.17	2,118,993.70
Total Fund 002	BOND RETIREMENT	170,889.65	104,127.00	124,237.29	150,779.36	44,742.81
Total Fund 003	PERMANENT IMPROVEMENT	441,263.90	0.00	20,000.00	421,263.90	0.00
Total Fund 006	FOOD SERVICE	91,719.10	251,130.00	282,672.74	60,176.36	21,316.90
Total Fund 007	SPECIAL TRUST	34,506.36	3,500.00	15,750.00	22,256.36	0.00
Total Fund 008	ENDOWMENT	54,575.24	980.00	3,000.00	52,555.24	289.30
Total Fund 010	CLASSROOM FACILITIES	0.00	0.00	0.00	0.00	0.00
Total Fund 018	PUBLIC SCHOOL SUPPORT	33,585.67	13,977.00	26,148.84	21,413.83	1,586.00
Total Fund 019	OTHER GRANT	22,207.17	400.00	4,425.65	18,181.52	1,102.85
Total Fund 020	SPECIAL ENTERPRISE FUND	0.00	0.00	0.00	0.00	0.00
Total Fund 022	DISTRICT AGENCY	1,439.50	4,825.00	3,785.00	2,479.50	0.00
Total Fund 034	CLASSROOM FACILITIES MAINT.	440,920.64	44,911.00	35,355.00	450,476.64	8,541.20
Total Fund 200	STUDENT MANAGED ACTIVITY	28,981.13	38,023.00	36,947.51	30,056.62	4,965.50
Total Fund 300	DISTRICT MANAGED ACTIVITY	23,892.11	122,861.00	137,714.79	9,038.32	60,628.94
Total Fund 416	TEACHER DEVELOPMENT	0.00	0.00	0.00	0.00	0.00
Total Fund 432	MANAGEMENT INFORMATION SYSTEM	0.00	0.00	0.00	0.00	0.00
Total Fund 450	SCHOCLNET EQUIP/INFRASTRUCTURE	0.00	0.00	0.00	0.00	0.00
Total Fund 451	DATA COMMUNICATION FUND	0.00	0.00	0.00	0.00	0.00
Total Fund 452	SCHOOLNET PROFESS. DEVELOPMENT	0.00	0.00	0.00	0.00	0.00
Total Fund 454	* Invalid fund per the blue book	0.00	0.00	0.00	0.00	0.00
Total Fund 458	* Invalid fund per the blue book	0.00	0.00	0.00	0.00	0.00
Total Fund 459	OHIO READS	0.00	0.00	0.00	0.00	0.00
Total Fund 480	SUMMER INTERVENTION	0.00	0.00	0.00	0.00	0.00
Total Fund 499	MISCELLANEOUS STATE GRANT FUND	0.00	0.00	0.00	0.00	0.00
Total Fund 504	* Invalid fund per the blue book	0.00	0.00	0.00	0.00	147.50
Total Fund 516	IDEA PART B GRANTS	0.00	0.00	0.00	0.00	0.00
Total Fund 532	* Invalid fund per the blue book	0.00	0.00	0.00	0.00	0.00
Total Fund 538	TITLE II D - TECHNOLOGY	0.00	0.00	0.00	0.00	0.00
Total Fund 572	TITLE I DISADVANTAGED CHILDREN	148.94	133,623.92	133,623.92	148.94	30,336.90
Total Fund 573	TITLE V INNOVATIVE EDUC PGM	0.00	0.00	0.00	0.00	0.00
Total Fund 584	DRUG FREE SCHOOL GRANT FUND	0.00	0.00	0.00	0.00	0.00
Total Fund 587	IDEA PRESCHOOL-HANDICAPPED	0.00	776.71	0.00	776.71	0.00
Total Fund 590	IMPROVING TEACHER QUALITY	0.00	18,120.09	18,120.09	0.00	0.00
Total Fund 599	MISCELLANEOUS FED. GRANT FUND	15,524.23	189,515.32	52,501.80	152,537.75	27,237.42
Grand Totals:		7,300,069.27	8,084,368.62	8,605,569.09	6,778,868.80	2,319,689.02

DATE: 10/02/18  
TIME: 11:36

BALANCE CHECK REPORT  
BRADFORD EXEMPTED VILLAGE SD

PAGE 1  
(BALCHK)

ALL FUNDS

CASH ACCOUNTS 724,065.44	MONTH TO DATE EXPENDITURES BUDGET ACCOUNTS 724,065.44	APPROP ACCOUNTS 724,065.44
CASH ACCOUNTS 6,029,376.57	YEAR TO DATE EXPENDITURES BUDGET ACCOUNTS 6,029,376.57	APPROP ACCOUNTS 6,029,376.57
CASH ACCOUNTS 1,944,598.29	FISCAL YR TO DATE EXPENDITURES BUDGET ACCOUNTS 1,944,598.29	APPROP ACCOUNTS 1,944,598.29
CASH ACCOUNTS 392,721.82	PROJECT YR TO DATE EXPENDITURES BUDGET ACCOUNTS 392,721.82	APPROP ACCOUNTS 392,721.82
CASH ACCOUNTS 551,999.41	MONTH TO DATE REVENUE REVENUE ACCOUNTS 551,999.41	
CASH ACCOUNTS 6,709,786.59	YEAR TO DATE REVENUE REVENUE ACCOUNTS 6,709,786.59	
CASH ACCOUNTS 2,319,889.02	FISCAL YR TO DATE REVENUE REVENUE ACCOUNTS 2,319,889.02	
CASH ACCOUNTS 378,605.58	PROJECT YR TO DATE REVENUE REVENUE ACCOUNTS 378,605.58	

DATE: 10/02/18  
TIME: 11:36

BALANCE CHECK REPORT  
BRADFORD EXEMPTED VILLAGE SD

PAGE 2  
(BALCHK)

ALL FUNDS

OPEN P. O. FILE 1,265,027.32		APPROP ACCOUNTS 1,265,027.32
APPROP ACCOUNTS 25,798.50		REVENUE ACCOUNTS 25,798.50
APPROP ACCOUNTS 388,730.00		REVENUE ACCOUNTS 388,730.00
APPROP ACCOUNTS 80,798.50		REVENUE ACCOUNTS 80,798.50

CURRENT ENCUMBRANCES  
BUDGET ACCOUNTS  
1,265,027.32

MONTH TO DATE TRANSFERS  
BUDGET ACCOUNTS  
25,798.50

YEAR TO DATE TRANSFERS  
BUDGET ACCOUNTS  
388,730.00

FISCAL YTD TRANSFERS  
BUDGET ACCOUNTS  
80,798.50

Date: 10/02/18  
 Time: 11:41 am

BRADFORD EXEMPTED VILLAGE SD  
 Fiscal Year-to-Date Transfer and Advance Summary by Fund/SCC

Page: 1  
 (TRANADV)

Fund Description	Transfers-In (Receipt Code 51xx)	Transfers-Out (Function Code 72xx)	Variance (Transfers-In less Transfers-Out)	Advances-In (Receipt Code 52xx)	Advances-Out (Function Code 74xx)	Variance (Advances-In less Advances-Out)
GENERAL FUND						
001 0000				\$ 10,798.50	\$ 70,000.00	\$ 59,201.50-
ATHLETIC DIRECTOR						
300 9500				\$ 40,000.00		\$ 40,000.00
MISC. STATE GRANT						
499 9716					\$ 147.50	\$ 147.50-
TITLE ONE 2018-2019 SCHOOL YEA						
572 9819				\$ 30,000.00		\$ 30,000.00
MISC. FED. GRANT						
599 9718					\$ 8,116.00	\$ 8,116.00-
REAP FY2017						
599 9917					\$ 2,535.00	\$ 2,535.00-
Grand Total:				\$ 80,798.50	\$ 80,798.50	

Date: 10/02/18

NEGATIVE BUDGET REPORT  
Processing Month: September 2018  
BRADFORD EXEMPTED VILLAGE SD

Page: 1  
(NEGBUD)

Obj	Sec	Subject	Op	IL	Job	Account Description	FYTD Budget	MTD Expended	FYTD Expended	Current Encumbered	Unencumbered Balance	
Fund: 001 Func: 7410												
001	7410	921	0000	0000	00	000 ADVANCES OUT	.00	15,000.00	70,000.00	.00	70,000.00-	
** Fund 001 Sec 0000 Totals							.00	15,000.00	70,000.00	.00	70,000.00-	
499 7420												
922	9718	000000	000	00	000	MISCELLANEOUS STATE GRANT FOR	.00	147.50	147.50	.00	147.50-	
** Fund 499 Sec 9718 Totals							.00	147.50	147.50	.00	147.50-	
599 7420												
922	9718	000000	000	00	000	TITLE IV GRANT 2018	.00	8,116.00	8,116.00	.00	8,116.00-	
** Fund 599 Sec 9718 Totals							.00	8,116.00	8,116.00	.00	8,116.00-	
599 7420												
922	9917	000000	000	00	000	MISC. FED. GRANT REPAYMENT RE	.00	2,535.00	2,535.00	.00	2,535.00-	
** Fund 599 Sec 9917 Totals							.00	2,535.00	2,535.00	.00	2,535.00-	
Grand Total All Funds							.00	25,798.50	80,798.50	.00	80,798.50-	